



# ROHINI

## COLLEGE OF ENGINEERING & TECHNOLOGY

(AUTONOMOUS)

Approved by AICTE, New Delhi and Affiliated to Anna University, Chennai (An ISO Certified Institution)

Accredited with A+ Grade by NAAC

Recognized under Section 2(f) of University Grants Commission, UGC ACT 1956

Date: 11.07.2024

RCET/Academic Audit/July-24/AA-001

### CIRCULAR

Academic Audit committee has been formed for the academic year 2023-24 (even semester) with the following members to review the documentation preparation at the department level criteria. All the committee members are asked to visit the allotted departments for Auditing on 12-07-2024 at 10.00 a.m. for the audit. The heads of departments are asked to provide the relevant files/documents to the auditors. The auditing team can interact with the faculty and students to validate the findings. Auditors are asked to submit the audit report to the undersigned within two days from the date of audit.

S.No	Name of the Faculty	Position	Department allotted for auditing
1	Mrs.R.Meenaksiammal, AP/CSE Mr.R.Rajiv Gandhi, AP/Civil	Member	Mechanical Engineering
2	Dr.E.Sreedevi , Prof/ECE Mr.P.Navin Jass, AP/Mechanical	Member	Civil Engineering
3	Dr. D.Prince Sahaya Sudherson, ASP/Mechanical	Member	MBA
4	Mr.S.Gopa Kumar, AP/EEE Dr.C.Antony Vasantha Kumar, ASP/Mechanical	Member	ECE
6	Dr.Jackson Daniel, Prof/ECE	Member	EEE
7	Mr.C.Ebbie Selvakumar, AP/EEE	Member	Agricultural Engineering
8	Dr.N.Amutha Priya, ASP/EEE	Member	CSE
9	Dr.S.Radhika, ASP/Chemistry	Member	Biomedical Engineering
10	Dr.A.Lourdes Mary, ASP/CSE	Member	Mathematics, Physics, Chemistry & English

  
PRINCIPAL



**ROHINI COLLEGE OF ENGINEERING AND TECHNOLOGY**  
Anjugrammam main Road , Pallkulam 629401, Kanyakumari District

ACADEMIC AUDIT 2023-2024 (~~ODD~~ <sup>EVEN</sup>)  
Department: Department of Mechanical Engineering Date of audit: 12.07.24

**AUDIT EVALUATION SUMMARY**

S. No	Criteria	Marks	Marks Scored
1	Institutional Mission, Aims and Objectives	40	38
2	Curricular Aspects and Teaching Learning process	380	245
3	Course Outcomes and Program Outcomes	100	75
4	Students' Performance	80	10
5	Faculty Information and Contributions	200	83
6	Students Support System (Facilities and Technical Support)	100	40
7	Continuous Improvement	50	24
8	Governance, Institutional Support and Financial Resources	50	11
	<b>Total</b>	<b>1000</b>	<b>500</b>

**Grading System:**

**B Satisfactory**

**301-500**

Grade	Details	Total Marks secured
A+	Excellent	751-1000
A	Good	501-750
B	Satisfactory	301-500
C	Unsatisfactory	Less than or equal to 300



1. Strength :-  
Research Publications

2. Weakness :-  
File Presentation Not Good

3. Suggestions based on Information : Can improve content of files with proper evidences

### Evaluation sheet

#### INSTITUTIONAL MISSION, AIMS AND OBJECTIVES (40 MARKS)

S. No	Parameter	Marks Assigned	Marks Scored	Remarks
1	Availability of Institutional Vision and Mission statements at prominent places	02	02	Available
2	Appropriateness/Relevance of the Statements	02	02	Available
3	Consistency of the Department statements with the Institute statements	01	01	Ok
4	Availability & correctness of the PEOs statements	02	02	Available
5	Adequacy in respect of VISION, MISSION, PEO publication & dissemination	02	02	Published & Disseminated
6	Process of dissemination among stakeholders	6	05	Available
7	Extent of awareness of Vision, Mission & PEOs among the stakeholder	03	03	Available
8	Description of process involved in defining the Vision, Mission, PEO of the Department	10	9	Process Available
9	Preparation of a matrix of PEOs and elements of Mission statement	05	05	PEO matrix available

<b>10</b>	Consistency/justification of co-relation parameters of the above matrix	<b>05</b>	05	Justification is available
<b>11</b>	Documentary evidence to show the evidence of Department Advisory board meetings	<b>02</b>	02	Not Updated for the Academic year 2023-2024
<b>Total</b>		<b>40</b>	38	Completed

Additional Comments/feedback/observations which may or may not be derived based on above points

File presentation need to be improved



**CURRICULAR ASPECTS AND TEACHING LEARNING PROCESS (380 MARKS)**

Parameter		Marks Assigned	Marks Scored	Remarks
Availability of Institute Academic Calendar based on University academic calendar and its effective compliance		03	02	Recent academic calendar not filed Only soft copy available
Documentary evidence to indicate the process which ensures mapping/compliance of University Curriculum with the POs & PSO		05	00	Not available
List the curricular gaps for the attainment of defined POs & PSOs		05	04	File need to be update for the academic year 2023-2024
Delivery details of content beyond syllabus & Mapping of content beyond syllabus with the POs & PSOs		05	04	2023-24 not updated
Steps taken to get identified gaps included in the curriculum.(e.g. letter to university		02	00	Not available
Identification of weak and bright students: post identification actions taken; impact observed		10	05	2023-24 Data available but not filed Weak Students: Coaching classes Course file Assignments Bright: NPTEL certificates, Gate questions available
Course Files (verify all faculties )	Target Sheets, CDP, Faculty log book	10	08	All Course files were not submitted. Course files not verified: 1. Ms.Preethi IV year ED External duty assigned 2. Ms.Swapna IV year ED Resigned 3. Mandatory courses: Ms.Aslin Jinusha, Ms.Lekshmi 4. Some course files need to be updated properly
	Lecture notes, Question Bank as per Blooms include Content beyond Syllabus, Two Mark Question and answers for five Units, Minimum Study materials	10	07	CME388, MX3089 Both are papers related to Industrial Safety  Blooms Level not proper for some courses & Content beyond Syllabus are missing in some course files

Documentary evidence to support implementation of pedagogical initiatives such as real life examples, collaborative learning, experiential learning, ICT supported learning, interactive class rooms etc.(verify ALL faculties & ALL COURSES)		30	20	All the course files they have mentioned experimental learning Lack of varieties in innovative teaching Some courses innovative teaching not included
Proof of development & usage of E-learning materials (learning materials) (verify ALL video lectures & lecture notes developed by faculties)		10	08	Some Course files need to be update with e-learning materials. Video lectures & lecture notes verified by separate team
Assessment (Test)	IAT I, II, III questions, Answers with keys.	30	25	Missing in some course files
	CAT , questions, Answers with keys	20	15	CAT Key & Qns are missing in some files
Skill based Assessment	Course based projects/Case studies	20	15	Proof missing for some courses
	Real world assignments /Worksheets with rubrics	20	10	Not Real world assignments
Laboratory	Lab Manuals	10	08	Some lab courses manuals were not submitted. Some manuals are not filed properly. Sign missing
	<b>Continuous assessment in Laboratories</b> with respect to conducting, recording observations, analysis etc.(also to be verified during interaction with the students) .(verify all faculties)	10	08	Data incomplete in some course files.
	Laboratory Stock verification	05	05	Verified.

		Laboratory Maintenance Register	05	05	Verified
		Project Laboratories and its utilization	10	05	Utilization must be improved with enough documents.
		Research Lab and its utilization	05	01	Lab available. File Not Available
		Industry supported lab and its utilization	05	01	Entudio MoU available. File Not Available
		Models in the lab and its utilization	05	3	Models available. Documentation missing
13	Projects & Mini Projects	Projects identification and guide allocation Process	08	04	Guide allocation & circulars missing
		Projects classification (application, product, research, review etc.) consideration to factors such as environment, safety, ethics, cost, standards and mapping with program outcomes and program specific outcomes	05	03	Need to be Updated
		Zeroth/First, Second, Third review reports	10	10	File Available and Updated
		Quality of completed projects/working prototypes	03	01	Quality of projects not satisfactory and not filed properly
		Evidences of papers published /Awards received by projects etc.	04	02	Minimum number of Student contributions and file not completed
14	Industrial Training / Internship	Certificate mentioning the period of Industrial Training / Internship and signed by the competent authority of the industry % of students attending certification courses *0.2	20	13	360 students attended 15 days training. Data available in the form of certificates. Need to be properly filed and updated in the required format.
		post training Assessment & Attainment	10	05	23-24 not updated



		Impact analysis of industrial training	05	03	23-24 not updated
		Student feedback on Industrial Training/ Internship	05	04	File need to be updated
15	Initiatives related to industry interaction	Industry involvement in the program design and partial delivery of any regular courses for students	05	03	Data available. Robotics IV year course handled by Entudio but File is Not Available
		MOUS	05	01	Entudio
		Impact analysis of industrial training	05	02	23-24 not updated
		Student feedback on initiative	05	00	File Not Available
16		Gate/UPSC/IES questions with solutions	05	05	Available in individual faculty course file
17		Monthly Attendance Report, Communication to Parents regarding Shortage of Attendance. Actions for improving the Attendance of the Student.	05	05	Available
18		Documentary evidence showing Students feedback about faculty and its implementation	25	10	2023-2024 Even not completed. Implementation details missing.
19		Minutes of Class committee, course committee, Programme, Programme committee & Internal audit committee for questionpapers scrutiny	20	15	IAC is not available .2023-24 need to be updated
<b>Total</b>			<b>380</b>	245	Completed

Additional Comments/feedback/observations which may or may not be derived based on above points  
Most of the categories data available but presentation and filing is not proper. Teaching & Learning should be improved with innovative practices.

### COURSE OUTCOMES AND PROGRAM OUTCOMES (100)

S. No	Parameter	Marks Assigned	Marks Scored	Remarks
1	Evidence of COs being defined for every course	10	10	Available
2	CO-PO/PSOs matrices	10	10	Available
3	Program level Course PO/PSOs matrix of ALL courses including first year courses	10	10	Available
4	The quality /relevance of assessment processes & tools used for CO&PO attainment	10	5	Available
5	Record the attainment of Course Outcomes of all course with respect to set attainment levels	30	20	23-24 odd Not updated
6	Provide results of evaluation of each PO & PSO & Overall levels of attainment	30	20	23-24 odd Not updated
		100	75	Completed

Additional Comments/feedback/observations which may or may not be derived based on above points  
NIL



### CONTINUOUS EVALUATION & STUDENTS' PERFORMANCE (80)

S. No	Parameter	Marks Assigned	Marks Scored	Remarks
1	Efforts taken by the department to improve overall performance of the students	10	00	File Not Available
2	Performance of the students in IAT I % of students passing all the subjects in IAT I * 0.1	10	00	File Not Available
3	Performance of the students in IAT II % of students passing all the subjects in IAT II * 0.1	10	00	File Not Available
4	Performance of the students in Continuous ASSESSMENT test % of students passing all the subjects in Model * 0.1	10	00	File Not Available
5	Overall performance of the students in previous semester Examination % of students securing CGPA $\geq 8.5$ * 0.2 % of students securing between 7.5 and 8.49 CGPA = * 0.15 % of students securing between 6.5 and 7.49 CGPA = * 0.1	10	00	File Not Available
6	Participation in inter-institute events by students of the program of study (at other institutions) in the state % of students participated in states * 0.2	03	01	Data available. But not filed properly
	Participation in inter-institute events by students of the program of study (at other institutions) other state % of students participated in other states * 0.3	03	00	Proof not available
	Prizes/awards received in such events % of students awarded prizes * 0.2	04	01	Data available. But not filed properly
7	Availability & activities of professional societies/chapters and events organized through such societies	5	02	SAE available organized events. But filing incomplete
8	Availability of Newsletter and Magazines with the contribution of students	5	05	Properly Available
9	Students participation in Certification courses % of students attending certification courses * 0.1	10	1	Data available. 59 students are having NPTEL certificates. But file not updated
<b>Total</b>		<b>80</b>	<b>10</b>	<b>Completed</b>



Additional Comments/feedback/observations which may or may not be derived based on above points

### FACULTY INFORMATION AND CONTRIBUTIONS (200 marks)

S.No	Parameter	Marks Assigned	Marks Scored	Remarks
1	% of Faculty with Ph.D *0.2 % of Faculty without Ph.D *0.15	20	4	10 PhD 16 Non PhD File incomplete
2	Major research projects completed: Title of the project, Date of sanction and Duration, Grant received, Funding agency. PI or Co-PI. If more than 10lakhs = 20 marks If between 5lakhs and 10 lakhs = 10 marks If less than 5 lakhs = 8 marks If between 2lakhs and 5 lakhs = 5 marks Below 2 lakhs = 2 marks	20	00	Not Available
3	Minor research projects completed: Title of the project, Date of sanction and Duration, Grant received, Funding agency. PI or Co-PI. If more than 5lakhs = 10 marks If between 3lakhs and 5 lakhs = 8 marks If between 1lakh and 3 lakhs = 5 marks Below 1 lakh = 2 marks	10	00	Not Available
4	Number of students awarded Ph.D. degree: Name of the student, topic of research, date of registration, date of declaration of Ph.D. degree. For one Ph D produced 5 marks Maximum of 10 marks	10	8	6 students awarded. Data available. Filing incomplete
5	Participation in International conferences, symposia, seminars and workshops: Attended. Presented paper, chaired session. Resource person. From any of the above For one person 2 marks and maximum of 10 marks	10	2	Dr.Prince Resource Person at Cape

6	Participation in Faculty Development Programme From any of the above For one person 2 marks and maximum of 20 marks	20	18	15 faculty members attended FDP 9 DMI 6 Naan Mudhalvan File incomplete
7	Innovations by the Faculty in Teaching and Learning	20	15	The methods website lecture notes available. Experimental Learning were adopted for several courses
8	Publication of research papers: in Scopus /SCI indexed journals, impact factors, citations, h-index. Numbers in SCOPUS. For the present academic year (Entire department) One publication in the above mentioned carries 3 marks and maximum of 30 marks	30	25	Dr.Ezhilan 1 Dr.Britto 6 Dr.Kailainathan 1 Dr.Prince 3 Others 1 File Not updated properly

9	Chapter/ Book published: with ISBN No. = 2 marks Without ISBN No. = 1 mark For the present academic year (Entire department) Maximum of 5marks	05	01	One publication available Dr.Britto
10	Patents Applied/Granted: National. International, commercialized: For the present academic year (Entire department) Granted = 5 marks Filed = 3 marks Maximum = 10 marks	10	0	Not Available
11	Consultancy services provided and revenue generated: For more than 2 lakhs = 5 marks For less than 1 lakh = 2 marks	5	0	File not available
12	Conferences, seminars, symposia and workshops organized as convener/coordinator: For the entire department For one conference = 5 marks and maximum of 10 marks	20	10	Data available. File not in proper format. Symposium, Workshop

13	Faculty Performance Appraisal and Development System (FPADS) implementation and effectiveness	10	00	File not available.
14	Awards /recognitions received: International, National,State, University level For one award = 5 marks and maximum 10 marks	10	0	
<b>TOTAL</b>		200	83	Completed

Additional Comments/feedback/observations which may or maynot be derived based on abovepoints



**STUDENTS SUPPORT SYSTEM (FACILITIES AND TECHNICAL SUPPORT) (100 MARKS)**

S.No	Parameter	Marks Assigned	Marks Scored	Remarks
1	Availability of record for mentoring system and its effective implementation	10	08	Principal Sign Missing.
2	Availability of record of feedback collection (Course exitsurvey, employer survey, Alumini survey etc) and Action Taken Report	10	07	23-24 Not updated
3	Availability of record of feedback on facilities and Action Taken Report	05	03	Recent feedback not available
4	Availability of data on self learning like Digital library, NPTEL, etc	05	02	59 students completed NPTEL
5	Availability of data pertaining to activities of Career Guidance Cell and Higher Education Cell and their implementation along with effectiveness	10	00	Not Available
6	Availability of data pertaining to activities of Entrepreneurship Development Cell and its implementation along with effectiveness	20	00	Not Available
7	Availability of data related with Placement training	10	05	3 training programs given for 190 students. File not in proper format
8	Availability of data on students placed through campus	30	15	File not in proper format

**TOTAL**

**100**

40 Completed

Additional Comments/feedback/observations which may or maynot be derived based on abovepoints

### Continuous Improvement (50)

S.No	Parameter	Marks Assigned	Marks Scored	Remarks
1	Availability of documentary evidence showing the improvement in POs and PSOs attainment level compared with previous academic year	25	20	Current year not updated.
2	Availability of record showing the improvement in number of students got placement	10	02	File need to be update
3	Availability of record showing the improvement in number of students undertaking Higher studies	05	02	File not in proper format
4	Availability of record showing the improvement in number of students becoming Entrepreneurs	10	00	File not in proper format
<b>Total</b>		<b>50</b>	<b>24</b>	<b>Completed</b>
Additional Comments/feedback/observations which may or maynot be derived based on abovepoints				

### Governance, Institutional support and Financial Resources (50)

S.No	Parameter	Marks Assigned	Marks Scored	Remarks
1	Availability of Vision, Mission statements of the Institution in each of the departments	05	05	Available
2	Availability of Service rules, Minutes of Faculty meeting with Action Taken Report	05	02	Faculty Minutes not updated for 2023-24 Action Taken Not available.
3	Department Budget formulation, finalization and approval process	20	00	File not updated
4	Utilization of allocated funds	10	00	File Not available
5	Availability of data related with NCC, NSS, RRC and YRC and its implementation along with effectiveness.	05	02	22-23, 23-24 Data not updated
6	Availability of data pertaining to significant achievements in Sports /Curricular and extracurricular activities	05	02	22-23, 23-24 Data not updated
<b>Total</b>		<b>50</b>	<b>11</b>	
Additional Comments/feedback/observations which may or maynot be derived based on above points				

Name Signature of the Auditors of the Auditors	Dr.Madhu Suresh <i>V. I. Mathan</i>
	Ms.Meenakshiammal <i>Meenakshiammal</i>
Designation	Professor/ Mathematics Asst.Proff/CSE
Institution	Rohini College of Engineering and Technology
Date	18.07.2024





# ROHINI COLLEGE OF ENGINEERING & TECHNOLOGY

Approved by AICTE and Affiliated to Anna University ( An ISO 9001: 2015 Certified Institution)

RCET/Academic Audit/January-24/AA-001

Date: 08.01.2024

## CIRCULAR

Academic Audit committee has been formed for the academic year 2023-24 (odd semester) with the following members to review the documentation preparation at the department level criteria. All the committee members are asked to visit the allotted departments for Auditing on 09-01-2024 at 10.00 a.m. for Audit. The heads of departments are asked to provide the relevant files/documents to the auditors. The auditing team can interact with the faculty and students to validate the findings. Auditors are asked to submit the audit report to the undersigned within two days from the date of audit.

S.No	Name of the Faculty	Position	Department allotted for auditing
1	Mrs.R.Meenaksiammal, AP/CSE Mr.R.Rajiv Gandhi, AP/Civil	Member	Mechanical Engineering
2	Dr. D.Prince Sahaya Sudherson, ASP/Mechanical Mr.C.Ebbie Selvakumar, AP/EEE	Member	Civil Engineering
3	Dr.S.Radhika, ASP/Chemistry	Member	MBA
4	Mr.S.Gopa Kumar, AP/EEE Dr.N.Amutha Priya, ASP/EEE	Member	ECE
6	Dr.E.Sreedevi , Prof/ECE Mr.P.Navin Jass, AP/Mechanical	Member	EEE
7	Dr.S.P.Subotha, ASP/ECE	Member	Agricultural Engineering
8	Dr.G.K.Jabash Samuel, ASP/EEE Dr.N.Suthan Kumar, ASP/Civil	Member	CSE
9	Mrs.A.Haseena Beevi, AP/CSE	Member	Biomedical Engineering
10	Dr.A.Lourdes Mary, ASP/CSE	Member	Mathematics, Physics, Chemistry & English

  
PRINCIPAL



*CSLE*

**ROHINI COLLEGE OF ENGINEERING AND TECHNOLOGY**  
Anjugrammam main Road , Palkulam 629401, Kanyakumari District

ACADEMIC AUDIT 2023-2024 (EVEN)  
Department : *Computer Science and Engineering* Date of audit: *12/7/24 to 18/7/24*

**AUDIT EVALUATION SUMMARY**

S. No	Criteria	Marks	Marks Scored
1	Institutional Mission, Aims and Objectives	40	36
2	Curricular Aspects and Teaching Learning process	380	195
3	Course Outcomes and Program Outcomes	100	70
4	Students' Performance	80	33
5	Faculty Information and Contributions	200	96
6	Students Support System (Facilities and Technical Support)	100	35
7	Continuous Improvement	50	10
8	Governance, Institutional Support and Financial Resources	50	15
	<b>Total</b>	<b>1000</b>	<b>490</b>

Grading System:

Grade	Details	Total Marks secured
A+	Excellent	751-1000
A	Good	501 -750
B	Satisfactory	301-500
C	Unsatisfactory	Less than or equal to 300



1. Strength
2. Weakness
3. Suggestions based on Information

### Evaluation sheet

#### INSTITUTIONAL MISSION, AIMS AND OBJECTIVES (40 MARKS)

S.No	Parameter	Marks Assigned	Marks Scored
1	Availability of Institutional Vision and Mission statements at prominent places	02	2
2	Appropriateness/Relevance of the Statements	02	2
3	Consistency of the Department statements with the Institute statements	01	1
4	Availability & correctness of the PEOs statements	02	2
5	Adequacy in respect of VISION, MISSION, PEOs publication & dissemination	02	2
6	Process of dissemination among stakeholders	6	3 (to be updated)
7	Extent of awareness of Vision, Mission & PEOs among the stakeholder	03	3
8	Description of process involved in defining the Vision, Mission, PEO of the Department	10	10
9	Preparation of a matrix of PEOs and elements of Mission statement	05	5
10	Consistency/justification of co-relation parameters of the above matrix	05	5
11	Documentary evidence to show the evidence of Department Advisory board meetings	02	till 22-23 even (1)



Total	40	36
-------	----	----

Additional Comments/feedback/observations which may or maynot be derived based on above points

DAB file should be updated

Dissemination among stakeholders → formatting is not proper

## CURRICULAR ASPECTS AND TEACHING LEARNING PROCESS (380 MARKS)

S.No	Parameter		Marks Assigned	Marks Scored
1	Availability of Institute Academic Calendar based on University academic calendar and its effective compliance		03	Updated till 22-23 (2)
2	Documentary evidence to indicate the process which ensures mapping/compliance of University Curriculum with the POs & PSO		(0) 05	CBS"-delivery proof available in course file
3	List the curricular gaps for the attainment of defined POs & PSOs		(0) 05	
4	Delivery details of content beyond syllabus & Mapping of content beyond syllabus with the POs & PSOs		05	
5	Steps taken to get identified gaps included in the curriculum.(e.g. letter to university)		02	(0)
6	Identification of weak and bright students; post identification actions taken; impact observed		10	(2) Weak students - updated till 22-23 Bright students updated till 21-22
7	Course Files (verify all faculties)	Target Sheets, CDP, Faculty log book	10	8
		Lecture notes, Question Bank as per Blooms include Content beyond Syllabus, Two Mark Question and answers for five Units, Minimum Study materials	10	
8	Documentary evidence to support implementation of pedagogical initiatives such as real life examples, collaborative learning, experiential learning, ICT supported learning, interactive class rooms etc.(verify ALL faculties & ALL COURSES)		30	15
9	Proof of development & usage of E-learning materials (learning materials) (verify ALL video lectures & lecture notes developed by faculties)		10	10
10	Assessment (Test)	IAT I, II, III questions, Answers with keys.	30	25
		CAT, questions, Answers with keys	20	20
11	Skill based Assessment	Course based projects/Case studies	20	15
		Real world assignments /Worksheets with rubrics	20	(In course file) → 05
12	Laboratory	Lab Manuals	10	10
		Continuous assessment in Laboratories with respect to conducting, recording observations, analysis etc.(also to be verified during interaction with the students) .(verify all faculties)	10	10
		Laboratory Stock verification	05	5



		Laboratory Maintenance Register	05	5
		Project Laboratories and its utilization	10	-
		Research Lab and its utilization	05	-
		Industry supported lab and its utilization	05	-
		Models in the lab and its utilization	05	-
13	Projects & Mini Projects	Projects identification and guide allocation Process	08	to be updated 21
		Projects classification (application, product, research, review etc.) consideration to factors such as environment, safety, ethics, cost, standards and mapping with program outcomes and program specific outcomes	05	5
		Zeroth/First ,Second ,Third review reports	10	10
		. Quality of completed projects/working prototypes	03	to be updated
		Evidences of papers published /Awards received by projects etc.	04	updated
14	Industrial Training/ Internship	Certificate mentioning the period of Industrial Training / Internship and signed by the competent authority of the industry % of students attending certification courses * 0.2	20	11
		post training Assessment & Attainment	10	40
		Impact analysis of industrial training	05	0
		Student feedback on Industrial Training/ Internship	05	5
15	Initiatives related to industry interaction	Industry involvement in the program design and partial delivery of any regular courses for students	05	to be updated for all years.
		MOUS	05	
		Impact analysis of industrial training	05	
		Student feedback on initiative	05	
16		Gate/UPSC/IES questions with solutions	05	Updated till 22-23
17		Monthly Attendance Report, Communication to Parents regarding Shortage of Attendance. Actions for improving the Attendance of the Student.	05	to be updated



18	Documentary evidence showing Students feedback about faculty and its implementation	25 (10)	to be updated for 23-24
19	Minutes of Class committee, course committee, Programme, Programme committee & Internal audit committee for question papers scrutiny	20 (8)	to be updated for 23-24 Even
<b>Total</b>		380	DPAC - circular, minutes pending

Additional Comments/feedback/observations which may or may not be derived based on above points

### COURSE OUTCOMES AND PROGRAM OUTCOMES (100)

S.No	Parameter	Marks Assigned	Marks Scored
1	Evidence of COs being defined for every course	10 (5)	Reg 21 to be updated
2	CO-PO/PSOs matrices	10 (5)	Reg 21 to be updated
3	Program level Course PO/PSOs matrix of ALL courses including first year courses	10 (5)	NA (given to first year).
4	The quality /relevance of assessment processes & tools used for CO & PO attainment	10 (5)	To be updated
5	Record the attainment of Course Outcomes of all courses with respect to set attainment levels	30	Softcopy (up to 2023 passed out) (30)
6	Provide results of evaluation of each PO & PSO & Overall levels of attainment	30 (20)	Updated till (18-22)
<b>Total</b>		100	70

Additional Comments/feedback/observations which may or may not be derived based on above points

### CONTINUOUS EVALUATION & STUDENTS' PERFORMANCE (80)

S.No	Parameter	Marks Assigned	Marks Scored
1	Efforts taken by the department to improve overall performance of the students	10	10
2	Performance of the students in IAT I % of students passing all the subjects in IAT I * 0.1	10	4.4
3	Performance of the students in IAT II % of students passing all the subjects in IAT II * 0.1	10	4.1
4	Performance of the students in Continuous ASSESSMENT test % of students passing all the subjects in Model * 0.1	10	4.6
5	Overall performance of the students in previous semester Examination % of students securing CGPA $\geq 8.5$ * 0.2 % of students securing between 7.5 and 8.49 CGPA = * 0.15 % of students securing between 6.5 and 7.49 CGPA = * 0.1	10	
6	Participation in inter-institute events by students of the program of study (at other institutions) in the state % of students participated in other states * 0.2	03	0.2
	Participation in inter-institute events by students of the program of study (at other institutions) other state % of students participated in other states * 0.3	03	0
	Prizes/awards received in such events % of students awarded prizes * 0.2	04	0
7	Availability & activities of professional societies/chapters and events organized through such societies	5 (2)	Updated till 22-23
8	Availability of Newsletter and Magazines with the contribution of students	5	5 (comso sheet missing)
9	Students participation in Certification courses % of students attending certification courses * 0.1	10	updated till 21-22 (3)
<b>Total</b>		<b>80</b>	<b>33.3</b>



Additional Comments/feedback/observations which may or may not be derived based on above points

TARJET - consolidated sheet missing

CAT, IAT → (Timetable, Ques papers) - updated till 22-23

### FACULTY INFORMATION AND CONTRIBUTIONS (200 marks)

S.No	Parameter	Marks Assigned	Marks Scored
1	% of Faculty with Ph.D *0.2 3/12 = 40% % of Faculty without Ph.D *0.15 9/12 = 60%	20	17
2	Major research projects completed: Title of the project, Date of sanction and Duration, Grant received, Funding agency. PI or Co-PI. If more than 10 lakhs = 20 marks If between 5 lakhs and 10 lakhs = 10 marks If less than 5 lakhs = 8 marks If between 2 lakhs and 5 lakhs = 5 marks Below 2 lakhs = 2 marks	20	0
3	Minor research projects completed: Title of the project, Date of sanction and Duration, Grant received, Funding agency. PI or Co-PI. If more than 5 lakhs = 10 marks If between 3 lakhs and 5 lakhs = 8 marks If between 1 lakh and 3 lakhs = 5 marks Below 1 lakh = 2 marks	10	0
4	Number of students awarded Ph.D. degree: Name of the student, topic of research, date of registration, date of declaration of Ph.D. degree. For one Ph D produced 5 marks Maximum of 10 marks	10	0
5	Participation in International conferences, symposia, seminars and workshops: Attended. Presented paper, chaired session. Resource person. From any of the above For one person 2 marks and maximum of 10 marks	10	10



6	Participation in Faculty Development Programme From any of the above For one person 2 marks and maximum of 20 marks	20	20
7	Innovations by the Faculty in Teaching and Learning	20	20
8	Publication of research papers: in Scopus /SCI indexed journals, impact factors, citations, h-index. Numbers in SCOPUS. For the present academic year (Entire department) One publication in the above mentioned carries 3 marks and maximum of 30 marks	30	0

9	Chapter/ Book published: with ISBN No. = 2 marks Without ISBN No. =1 mark For the present academic year (Entire department) Maximum of 5marks	05	Upto 20-21 (1)
10	Patents Applied/Granted: National. International, commercialized: For the present academic year (Entire department) Granted = 5 marks Filed = 3 marks Maximum = 10 marks	10	0
11	Consultancy services provided and revenue generated:For more than 2 lakhs = 5 marks For less than 1 lakh = 2 marks	5	NA
12	Conferences, seminars, symposia and workshops organized as convener/coordinator: For the entire department For one conference = 5 marks and maximum of 10 marks	20	20
13	Faculty Performance Appraisal and Development System (FPADS) implementation and effectiveness	10	updated till 2022 8
14	Awards /recognitions received: International, National, State, University level For one award = 5 marks and maximum 10 marks	10	0 (available upto 18-19)
<b>TOTAL</b>		<b>200</b>	<b>96</b>

Additional Comments/feedback/observations which may or maynot be derived based on above points

Faculty details - updated till 22-23

Technical manpower file - updated till 20-21

Funded projects - updated till 21-22

(corrections are there is financial documents)

**STUDENTS SUPPORT SYSTEM (FACILITIES AND TECHNICAL SUPPORT) (100 MARKS)**

S.No	Parameter	Marks Assigned	Marks Scored
1	Availability of record for mentoring system and its effective implementation	10	10
2	Availability of record of feedback collection (Course exit survey, employer survey, Alumini survey etc) and Action Taken Report	10	updated till 22-23
3	Availability of record of feedback on facilities and Action Taken Report	05	not updated
4	Availability of data on self learning like Digital library, NPTEL, etc	05	2
5	Availability of data pertaining to activities of Career Guidance Cell and Higher Education Cell and their implementation along with effectiveness	10	0
6	Availability of data pertaining to activities of Entrepreneurship Development Cell and its implementation along with effectiveness	20	0
7	Availability of data related with Placement training	10	(4) Consolidated
8	Availability of data on students placed through campus	30	17

→ updated till 22-23

TOTAL	100	35
-------	-----	----

Additional Comments/feedback/observations which may or maynot be derived based on above points

Employer survey - upto 18-22 available [Consolidated sheet - no proper format seal is not available, mail proof should be attached]

Placement training - to be updated for 23-24  
 - in (22-23) formats have to be changed (impact analysis, consolidated sheet, attendance with student sign).



### Continuous Improvement (50)

S.No	Parameter	Marks Assigned	Marks Scored
1	Availability of documentary evidence showing the improvement in POs and PSOs attainment level compared with previous academic year	25	<i>updated till 21-22</i>
2	Availability of record showing the improvement in number of students got placement	10	
3	Availability of record showing the improvement in number of students undertaking Higher studies	05	
4	Availability of record showing the improvement in number of students becoming Entrepreneurs	10	
<b>Total</b>		<b>50</b>	<b>10</b>

Additional Comments/feedback/observations which may or may not be derived based on above points

## Governance, Institutional support and Financial Resources (50)

S.No	Parameter	Marks Assigned	Marks Scored
1	Availability of Vision, Mission statements of the Institution in each of the departments	05	5
2	Availability of Service rules, Minutes of Faculty meeting with Action Taken Report	05	NA
3	Department Budget formulation, finalization and approval process	20	} updated till 21-22
4	Utilization of allocated funds	10	} (5)
5	Availability of data related with NCC, NSS, RRC and YRC and its implementation along with effectiveness.	05	NA
6	Availability of data pertaining to significant achievements in Sports /Curricular and extracurricular activities	05	5
<b>Total</b>		<b>50</b>	<b>15</b>

Additional Comments/feedback/observations which may or maynot be derived based on above points

Name Signature of the Auditors of the Auditors	Dr. N. AMUTHA PRIYA  8/18/7/24
Designation	Associate Professor
Institution	Rohini College of Engineering & Technology
Date	18/7/24, 15/7/24, 13/7/24, 12/7/24



**ROHINI COLLEGE OF ENGINEERING AND TECHNOLOGY**  
Anjagrammam main Road , Pallkulam 629401, Kanyakumari District

ACADEMIC AUDIT 2023-2024 (EVEN)

Department : Department of Civil Engineering

Date of audit: 12/7/24

**AUDIT EVALUATION SUMMARY**

S. No	Criteria	Marks	Marks Scored
1	Institutional Mission, Aims and Objectives	40	39
2	Curricular Aspects and Teaching Learning process	380	227
3	Course Outcomes and Program Outcomes	100	80
4	Students' Performance	80	05
5	Faculty Information and Contributions	200	39
6	Students Support System (Facilities and Technical Support)	100	45
7	Continuous Improvement	50	20
8	Governance, Institutional Support and Financial Resources	50	12
	<b>Total</b>	<b>1000</b>	<b>467</b>

**Grading System:**

**B Satisfactory**

**301-500**

Grade	Details	Total Marks secured
A+	Excellent	751-1000
A	Good	501 -750
B	Satisfactory	301-500
C	Unsatisfactory	Less than or equal to 300



1. Strength :-

2. Weakness :-

3. Suggestions based on Information : Need to update the current Data

### Evaluation sheet

#### INSTITUTIONAL MISSION, AIMS AND OBJECTIVES (40 MARKS)

S. No	Parameter	Marks Assigned	Marks Scored	Remarks
1	Availability of Institutional Vision and Mission statements at prominent places	02	02	Available
2	Appropriateness/Relevance of the Statements	02	02	Available
3	Consistency of the Department statements with the Institute statements	01	01	Ok
4	Availability & correctness of the PEOs statements	02	02	Available
5	Adequacy in respect of VISION, MISSION, PEO spublication & dissemination	02	02	Published & Disseminated
6	Process of dissemination among stakeholders	6	06	Available
7	Extent of awareness of Vision, Mission & PEOs among the stakeholder	03	03	Available
8	Description of process involved in defining the Vision, Mission ,PEO of the Department	10	10	Process Available
9	Preparation of a matrix of PEOs and elements of Mission	05	05	PEO matrix available

	statement			
10	Consistency/justification of correlation parameters of the above matrix	05	05	Justification is available
11	Documentary evidence to show the evidence of Department Advisory board meetings	02	01	Not Updated for the Academic year 2023-2024
<b>Total</b>		<b>40</b>	<b>39</b>	

Additional Comments/feedback/observations which may or maynot be derived based on abovepoints

NIL

**CURRICULAR ASPECTS AND TEACHING LEARNING PROCESS (380 MARKS)**

Parameter	Marks Assigned	Marks Scored	Remarks	
Availability of Institute Academic Calendar based on University academic calendar and its effective compliance	03	02	File need to be update for the academic year 2022-2023	
Documentary evidence to indicate the process which ensures mapping/compliance of University Curriculum with the POs & PSO	05	00	File Not Available	
List the curricular gaps for the attainment of defined POs & PSOs	05	02	File need to be update for the academic year 2022-2023	
Delivery details of content beyond syllabus & Mapping of content beyond syllabus with the POs & PSOs	05	05	Available	
Steps taken to get identified gaps included in the curriculum.(e.g. letter to university	02	00	Not available	
Identification of weak and bright students; post identification actions taken; impact observed	10	03	Up to 22-23 Odd Available. Impact Analysis Missing	
<b>Course Files</b> (verify all faculties)	Target Sheets, CDP, Faculty log book	10	07	All Course files were not submitted . (1) The Theory course file Design of structures, Soil Mechanics and CAD lab conducted by Ms. Reno was not completed. (2) The laboratory course The Soil Mechanics Lab conducted by Mr.Anand was not completed. (3) Laboratory log book for 3 labs was also not completed. (4) Only 2 faculties (Dr.Ruben, Dr.Tamil Selvi and Mrs. Aswini Completed the previous semester attainment Sheet (5) Many of the faculties didn't get principal sign in their log book,CDPs and Mentor Book .
	Lecture notes, Question Bank as per Blooms include Content beyond Syllabus, Two Mark	10	10	Available



Question and answers for five Units, Minimum Study materials				
Documentary evidence to support implementation of pedagogical initiatives such as real life examples, collaborative learning, experiential learning, ICT supported learning, interactive class rooms etc.(verify ALL faculties & ALL COURSES)	30	25	Missing in some course files	
Proof of development & usage of E-learning materials (learning materials) (verify ALL video lectures & lecture notes developed by faculties)	10	10	Available	
Assessment (Test)	IAT I, II, III questions, Answers with keys.	30	25	Missing in some course files
	CAT , questions, Answers with keys	20	10	CAT Key Missing
Skill based Assessment	Course based projects/Case studies	20	20	Available
	Real world assignments /Worksheets with rubrics	20	10	Not Real world assignments
Laboratory	Lab Manuals	10	08	Available missing for some labs.
	<b>Continuous assessment in Laboratories</b> with respect to conducting, recording observations, analysis etc.(also to be verified during interaction with the students) .(verify all faculties)	10	05	All faculties not Completed
	Laboratory Stock verification	05	05	Verified.

		Laboratory Maintenance Register	05	05	Verified
		Project Laboratories and its utilization	10	05	File need to be in proper format. Data Available
		Research Lab and its utilization	05	00	File Not Available
		Industry supported lab and its utilization	05	00	File Not Available
		Models in the lab and its utilization	05	00	File Not Available
13	Projects & Mini Projects	Projects identification and guide allocation Process	08	08	File Available and Updated
		Projects classification (application, product, research, review etc.) consideration to factors such as environment, safety, ethics, cost, standards and mapping with program outcomes and program specific outcomes	05	05	File Available and Updated
		Zeroth/First, Second, Third review reports	10	10	File Available and Updated
		. Quality of completed projects/working prototypes	03	03	File Available and Updated
		Evidences of papers published /Awards received by projects etc.	04	04	File Available and Updated
14	Industrial Training/ Internship	Certificate mentioning the period of Industrial Training / Internship and signed by the competent authority of the industry % of students attending certification courses *0.2	20	10	Data available in the form of certificates. Need to be properly filed and updated for the required format.
		post training Assessment & Attainment	10	00	File Not Available

		Impact analysis of industrial training	05	00	File Not Available
		Student feedback on Industrial Training/ Internship	05	05	File Available
15	Initiatives related to industry interaction	Industry involvement in the program design and partial delivery of any regular courses for students	05	00	File Not Available
		MOUS	05	00	File need to be updated for last two years
		Impact analysis of industrial training	05	00	File not Available
		Student feedback on initiative	05	00	File Not Available
16		Gate/UPSC/IES questions with solutions	05	05	Available in individual faculty course file
17	Monthly Attendance Report; Communication to Parents regarding Shortage of Attendance. Actions for improving the Attendance of the Student.	05	05	Available	
18	Documentary evidence showing Students feedback about faculty and its implementation	25		2023-2024 Even not completed. Implementation details missing.	
19	Minutes of Class committee, course committee, Programme ,Programme committee & Internal audit committee for questionpapers scrutiny	20	15	,Programme committee minutes are not available .	
<b>Total</b>			<b>380</b>	227	

Additional Comments/feedback/observations which may or may not be derived based on above points

NIL



## COURSE OUTCOMES AND PROGRAM OUTCOMES (100)

S. N o	Para meter	Marks Assigned	Marks Scored	Remarks
1	Evidence of COs being defined for every course	10	10	Available
2	CO-PO/PSOs matrices	10	10	Available
3	Program level Course PO/PSOs matrix of ALL courses including first year courses	10	10	Available
4	The quality /relevance of assessment processes & tools used for CO&PO attainment	10	10	Available
5	Record the attainment of Course Outcomes of all course with respect to set attainment levels	30	20	File not update for the last year
6	Provide results of evaluation of each PO & PSO & Overall levels of attainment	30	20	File not update for the last year
		100	80	

Additional Comments/feedback/observations which may or may not be derived based on above points

NIL

### CONTINUOUS EVALUATION & STUDENTS' PERFORMANCE (80)

S. No	Parameter	Marks Assigned	Marks Scored	Remarks
1	Efforts taken by the department to improve overall performance of the students	10	00	File Not Available
2	Performance of the students in IAT I % of students passing all the subjects in IAT I * 0.1	10	00	IAT Analysis Available. File not in required format
3	Performance of the students in IAT II % of students passing all the subjects in IAT II * 0.1	10	00	IAT Analysis Available. File not in required format
4	Performance of the students in Continuous ASSESSMENT test % of students passing all the subjects in Model * 0.1	10	00	CAT Analysis Available. File not in required format
5	Overall performance of the students in previous semester Examination % of students securing CGPA $\geq 8.5$ * 0.2 % of students securing between 7.5 and 8.49 CGPA = * 0.15 % of students securing between 6.5 and 7.49 CGPA = * 0.1	10	00	File not in required format
6	Participation in inter-institute events by students of the program of study (at other institutions) in the state % of students participated in other states * 0.2	03	00	Not Available
	Participation in inter-institute events by students of the program of study (at other institutions) other state % of students participated in other states * 0.3	03	00	Not available
	Prizes/awards received in such events % of students awarded prizes * 0.2	04	00	File Not available
7	Availability & activities of professional societies/chapters and events organized through such societies	5	00	Not available
8	Availability of Newsletter and Magazines with the contribution of students	5	05	Properly Available
9	Students participation in Certification courses % of students attending certification courses * 0.1	10	00	File not in required format
<b>Total</b>		<b>80</b>	<b>05</b>	

Additional Comments/feedback/observations which may or may not be derived based on above

### FACULTY INFORMATION AND CONTRIBUTIONS (200 marks)

S.No	Parameter	Marks Assigned	Marks Scored	Remarks
1	% of Faculty with Ph.D *0.2 % of Faculty without Ph.D *0.15	20	00	Not Available
2	Major research projects completed: Title of the project, Date of sanction and Duration, Grant received, Funding agency. PI or Co-PI. If more than 10lakhs = 20 marks If between 5lakhs and 10 lakhs = 10 marks If less than 5 lakhs = 8 marks If between 2lakhs and 5 lakhs = 5 marks Below 2 lakhs = 2 marks	20	00	Not Available
3	Minor research projects completed: Title of the project, Date of sanction and Duration, Grant received, Funding agency. PI or Co-PI. If more than 5lakhs = 10 marks If between 3lakhs and 5 lakhs = 8 marks If between 1lakh and 3 lakhs = 5 marks Below 1 lakh = 2 marks	10	00	Not Available
4	Number of students awarded Ph.D. degree: Name of the student, topic of research, date of registration, date of declaration of Ph.D. degree. For one Ph D produced 5 marks Maximum of 10 marks	10	00	Not Available
5	Participation in International conferences, symposia, seminars and workshops: Attended. Presented paper, chaired session. Resource person. From any of the above For one person 2 marks and maximum of 10 marks	10	02	Only one faculty (Dr. Ruben) Available.



6	Participation in Faculty Development Programme From any of the above For one person 2 marks and maximum of 20 marks	20	06	For 3 persons FDP certificates available. File not in required format.
7	Innovations by the Faculty in Teaching and Learning	20	15	The methods website lecture notes available.
8	Publication of research papers: in Scopus /SCI indexed journals, impact factors, citations, h-index. Numbers in SCOPUS. For the present academic year (Entire department) One publication in the above mentioned carries 3 marks and maximum of 30 marks	30	00	Not Available

9	Chapter/ Book published: with ISBN No. = 2 marks Without ISBN No. =1 mark For the present academic year (Entire department) Maximum of 5marks	05	01	One publication available
10	Patents Applied/Granted: National. International, commercialized: For the present academic year (Entire department) Granted = 5 marks Filed = 3 marks Maximu = 10 marks	10	05	Applied
11	Consultancy services provided and revenue generated:Formore than 2 lakhs = 5 marks For less than 1 lakh = 2 marks	5	05	Available .
12	Conferences, seminars, symposia and workshops organized as convener/coordinator: For the entire department For one conference = 5 marks and maximum of 10 marks	20	00	Data available. File not in proper format.

13	Faculty Performance Appraisal and Development System (FPADS) implementation and effectiveness	10	00	File not available. ( Missing need to search)
14	Awards /recognitions received: International, National,State, University level For one award = 5 marks and maximum 10 marks	10	05	Only one award from Naan muthalvan Project
<b>TOTAL</b>		<b>200</b>	<b>39</b>	

Additional Comments/feedback/observations which may or maynot be derived based on abovepoints

NIL

## STUDENTS SUPPORT SYSTEM (FACILITIES AND TECHNICAL SUPPORT) (100 MARKS)

S.No	Parameter	Marks Assigned	Marks Scored	Remarks
1	Availability of record for mentoring system and its effective implementation	10	08	Principal Sign Missing.
2	Availability of record of feedback collection (Course exitsurvey, employer survey, Alumini survey etc) and Action Taken Report	10	07	Last year to be updated in all survey forms.
3	Availability of record of feedback on facilities and Action Taken Report	05	05	Available
4	Availability of data on self learning like Digital library, NPTEL, etc	05	00	Not Available
5	Availability of data pertaining to activities of CareerGuidance Cell and Higher Education Cell and their implementation along with effectiveness	10	00	Not Available
6	Availability of data pertaining to activities of Entrepreneurship Development Cell and its implementation along with effectiveness	20	00	Not Available
7	Availability of data related with Placement training	10	05	File not in proper format
8	Availability of data on students placed through campus	30	20	File not in proper format

**TOTAL**

**100**

45

Additional Comments/feedback/observations which may or maynot be derived based on abovepoints

NIL




## Continuous Improvement (50)

S.No	Parameter	Marks Assigned	Marks Scored	Remarks
1	Availability of documentary evidence showing the improvement in POs and PSOs attainment level compared with previous academic year	25	20	Current year not updated.
2	Availability of record showing the improvement in number of students got placement	10	00	File not in proper format
3	Availability of record showing the improvement in number of students undertaking Higher studies	05	00	File not in proper format
4	Availability of record showing the improvement in number of students becoming Entrepreneurs	10	00	File not in proper format
Total		50	20	
Additional Comments/feedback/observations which may or maynot be derived based on abovepoints				
ML				

**Governance, Institutional support and Financial Resources (50)**

S.No	Parameter	Marks Assigned	Marks Scored	Remarks
1	Availability of Vision, Mission statements of the Institution in each of the departments	05	05	Available
2	Availability of Service rules, Minutes of Faculty meeting with Action Taken Report	05	03	Action Taken Not available.
3	Department Budget formulation, finalization and approval process	20	00	finalization and approval process not available. File not updated
4	Utilization of allocated funds	10	00	File Not available
5	Availability of data related with NCC, NSS, RRC and YRC and its implementation along with effectiveness.	05	02	Upto 2021-2022 data available the file.
6	Availability of data pertaining to significant achievements in Sports /Curricular and extracurricular activities	05	02	Upto 2021-2022 data available the file.
<b>Total</b>		<b>50</b>	<b>12</b>	
Additional Comments/feedback/observations which may or maynot be derived based on above points				

Name Signature of the Auditors of the Auditors	Dr.E.SREE DEVI, 
Designation	Professor / ECE
Institution	Rohini College of Engineering and Technology
Date	18.07.2024



**ROHINI COLLEGE OF ENGINEERING AND TECHNOLOGY**  
Anjugrammam main Road , Palkulam 629401, Kanyakumari District

ACADEMIC AUDIT 2023-2024

Department : *Electronics & Communication Engineering*

Date of audit:  
*12/07/24 to 18/7/24*

**AUDIT EVALUATION SUMMARY**

S. No	Criteria	Marks	Marks Scored
1	Institutional Mission, Aims and Objectives	40	27
2	Curricular Aspects and Teaching Learning process	380	199
3	Course Outcomes and Program Outcomes	100	24
4	Students' Performance	80	36
5	Faculty Information and Contributions	200	103
6	Students Support System (Facilities and Technical Support)	100	43
7	Continuous Improvement	50	17
8	Governance, Institutional Support and Financial Resources	50	21
	<b>Total</b>	<b>1000</b>	<b>470</b>

Grading System:

Grade	Details	Total Marks secured
A+	Excellent	751-1000
A	Good	501 -750
B	Satisfactory	301-500
C	Unsatisfactory	Less than or equal to 300



1. Strength

2. Weakness

3. Suggestions based on Information

### Evaluation sheet

#### 1. INSTITUTIONAL MISSION, AIMS AND OBJECTIVES (40 MARKS)

S.No	Parameter	Marks Assigned	Marks Scored
1	Availability of Institutional Vision and Mission statements at prominent places	02	2
2	Appropriateness/Relevance of the Statements	02	2
3	Consistency of the Department statements with the Institute statements	01	1
4	Availability & correctness of the PEOs statements	02	2
5	Adequacy in respect of VISION, MISSION, PEOs publication & dissemination	02	1
6	Process of dissemination among stakeholders	6	3
7	Extent of awareness of Vision, Mission & PEOs among the stakeholder	03	1
8	Description of process involved in defining the Vision, Mission, PEO of the Department	10	6
9	Preparation of a matrix of PEOs and elements of Mission statement	05	4
10	Consistency/justification of co-relation parameters of the above matrix	05	4
11	Documentary evidence to show the evidence of Department Advisory board meetings (need to update)	02	1

Total	40	27
Additional Comments/feedback/observations which may or maynot be derived based on above points		
→ More updations required on disremination among stake holders .		
→ need to update (23-24)		

## 2. CURRICULAR ASPECTS AND TEACHING LEARNING PROCESS (380 MARKS)

S.No	Parameter		Marks Assigned	Marks Scored
1	Availability of Institute Academic Calendar based on University academic calendar and its effective compliance <i>2023-2024 - missing</i>		03	1
2	Documentary evidence to indicate the process which ensures mapping/compliance of University Curriculum with the POs & PSO <i>need to update</i>		05	2
3	List the curricular gaps for the attainment of defined POs & PSOs <i>Process missing</i>		05	2
4	Delivery details of content beyond syllabus & Mapping of content beyond syllabus with the POs & PSOs <i>Enhanced PO's missing</i>		05	3
5	Steps taken to get identified gaps included in the curriculum.(e.g. letter to university) <i>No letters found</i>		02	—
6	Identification of weak and bright students; post identification actions taken; impact observed <i>Weak → attend need to update</i>		10	5
7	Course Files (verify all faculties)	Target Sheets, CDP, Faculty log book <i>No proper Justification on Target</i>	10	8
		Lecture notes, Question Bank as per Blooms include Content beyond Syllabus, Two Mark Question and answers for five Units, Minimum Study materials	10	8
8	Documentary evidence to support implementation of pedagogical initiatives such as real life examples, collaborative learning, experiential learning, ICT supported learning, interactive class rooms etc.(verify ALL faculties & ALL COURSES)		30	15
9	Proof of development & usage of E-learning materials (learning materials) (verify ALL video lectures & lecture notes developed by faculties)		10	8
10	Assessment (Test)	IAT I, II, III questions, Answers with keys. ✓	30	25
		CAT, questions, Answers with keys ✓	20	10
11	Skill based Assessment	Course based projects/Case studies ✓	20	10
		Real world assignments /Worksheets with rubrics <i>NO Real World assignments</i>	20	5
12	Laboratory	Lab Manuals <i>for syllabus, outcome, viva Q &amp; A</i>	10	7
		Continuous assessment in Laboratories with respect to conducting, recording observations, analysis etc.(also to be verified during interaction with the students) .(verify all faculties)	10	5
		Laboratory Stock verification	05	4



		Laboratory Maintenance Register <i>available, but no service mentioned</i>	05	3
		Project Laboratories and its utilization <i>No venue, no utilization</i>	10	—
		Research Lab and its utilization <i>No venue, no utilization</i>	05	—
		Industry supported lab and its utilization <i>need to be separate</i>	05	1
		Models in the lab and its utilization <i>split in various labs</i>	05	3
13	Projects & Mini Projects  <i>Circle need to</i>	Projects identification and guide allocation Process <i>circle needed</i>	08	5
		Projects classification (application, product, research, review etc.) consideration to factors such as environment, safety, ethics, cost, standards and mapping with program outcomes and program specific outcomes	05	4
		Zeroth/First, Second, Third review reports	10	7
		Quality of completed projects/working prototypes	03	—
		Evidences of papers published /Awards received by projects etc. (NIL)	04	—
14	Industrial Training/ Internship  <i>Repeat</i>	Certificate mentioning the period of Industrial Training / Internship and signed by the competent authority of the industry % of students attending certification courses * 0.2 <i>90%</i>	20	18
		post training Assessment & Attainment <i>no</i>	10	5
		Impact analysis of industrial training <i>Include placement</i>	05	3
		Student feedback on Industrial Training/ Internship <i>Analysis required</i>	05	3
15	Initiatives related to industry interaction	Industry involvement in the program design and partial delivery of any regular courses for students	05	—
		MOUS <i>need to update</i>	05	2
		Impact analysis of industrial training <i>need to file 1 MoU</i>	05	4
		Student feedback on initiative	05	4
16		Gate/UPSC/IES questions with solutions <i>In course file of Art coaching</i>	05	3
17		Monthly Attendance Report, Communication to Parents regarding Shortage of Attendance. Actions for improving the Attendance of the Student. <i>No proof</i>	05	1

18	Documentary evidence showing Students feedback about faculty and its implementation	25	10
19	Minutes of Class committee, course committee, Programme, Programme committee & Internal audit committee for question papers scrutiny	20	5
Total		380	199

Additional Comments/feedback/observations which may or may not be derived based on above points

- need the process to define gap.
- need more updations on supporting weak students.
- need proper justification on target fixing.
- No need world assignments found.
- Project lab, Research lab no separate venue of utilization.
- Have to enhance Industry supported lab.

### 3. COURSE OUTCOMES AND PROGRAM OUTCOMES (100)

S.No	Parameter	Marks Assigned	Marks Scored
1	Evidence of COs being defined for every course	10	4
2	CO-PO/PSOs matrices	10	4
3	Program level Course PO/PSOs matrix of ALL courses including first year courses	10	4
4	The quality /relevance of assessment processes & tools used for CO & PO attainment	10	7
5	Record the attainment of Course Outcomes of all courses with respect to set attainment levels	30	5
6	Provide results of evaluation of each PO & PSO & Overall levels of attainment	30	—
Total		100	24



Additional Comments/feedback/observations which may or may not be derived based on above points

- CO, Blooms level is higher level for Theory paper + is low level for lab.
- Attainment need to be updated.

#### 4. CONTINUOUS EVALUATION & STUDENTS' PERFORMANCE (80)

S.No	Parameter	Marks Assigned	Marks Scored
1	Efforts taken by the department to improve overall performance of the students <i>Remedial for slow learners alone</i>	10	3
2	Performance of the students in IAT I % of students passing all the subjects in IAT I * 0.1 <i>58% only soft copy avail</i>	10	6
3	Performance of the students in IAT II % of students passing all the subjects in IAT II * 0.1 <i>48% only soft copy avail</i>	10	5
4	Performance of the students in Continuous ASSESSMENT test % of students passing all the subjects in Model * 0.1 <i>40%</i>	10	4
5	Overall performance of the students in previous semester Examination % of students securing CGPA $\geq 8.5$ * 0.2 % of students securing between 7.5 and 8.49 CGPA = * 0.15 % of students securing between 6.5 and 7.49 CGPA = * 0.1 <i>need to update</i>	10	—
6	Participation in inter-institute events by students of the program of study (at other institutions) in the state % of students participated in other states * 0.2 <i>22-23 (96)</i>	03	2
	Participation in inter-institute events by students of the program of study (at other institutions) other state % of students participated in other states * 0.3 <i>need to update 23-24</i>	03	1
	Prizes/awards received in such events % of students awarded prizes * 0.2 <i>22-23</i>	04	2
7	Availability & activities of professional societies/chapters and events organized through such societies <i>IFTE - 1 event</i>	5	4
8	Availability of Newsletter and Magazines with the contribution of students <i>Need more Magazine</i>	5	3
9	Students participation in Certification courses % of students attending certification courses * 0.1	10	6
<b>Total</b>		<b>80</b>	<b>36</b>

*Assent + pr*



Additional Comments/feedback/observations which may or may not be derived based on above points

- 2nd, 3rd and final year results performance need to update
- participation in other state count very less
- Newsletter (one per year is copy done need to do 2 per year)

### S. FACULTY INFORMATION AND CONTRIBUTIONS (200 marks)

S.No	Parameter	Marks Assigned	Marks Scored
1	% of Faculty with Ph.D *0.2 % of Faculty without Ph.D *0.15 <i>T-12 PhD - 7 - 5</i>	20	18
2	Major research projects completed: Title of the project, Date of sanction and Duration, Grant received, Funding agency. PI or Co-PI. If more than 10 lakhs = 20 marks If between 5 lakhs and 10 lakhs = 10 marks less than 5 lakhs = 8 marks If between 2 lakhs and 5 lakhs = 5 marks Below 2 lakhs = 2 marks	20	—
3	Minor research projects completed: Title of the project, Date of sanction and Duration, Grant received, Funding agency. PI or Co-PI. If more than 5 lakhs = 10 marks If between 3 lakhs and 5 lakhs = 8 marks between 1 lakh and 3 lakhs = 5 marks Below 1 lakh = 2 marks <i>Nirala Tirunila - 1</i>	10	2
4	Number of students awarded Ph.D. degree: Name of the student, topic of research, date of registration, date of declaration of Ph.D. degree. For one Ph D produced 5 marks Maximum of 10 marks <i>Applied for cf</i>	10	—
5	Participation in International conferences, symposia, seminars and workshops: Attended. Presented paper, chaired session. Resource person. From any of the above For one person 2 marks and maximum of 10 marks <i>↓↓</i>	10	10

Participation Staff - 5 + 1,  
Resource person - 1  
Seminar / Workshop - 3 + 1 + 1

6	Participation in Faculty Development Programme From any of the above For one person 2 marks and maximum of 20 marks <i>Regist. Seminars, Bench Mar, Shree Mar, Sumi Mar, Arlin Mar, Nisha Sreedhar Mar. 8x2</i>	20	16
7	Innovations by the Faculty in Teaching and Learning <i>1. Expert leady 2. Collaboration 3. flipped.</i>	20	15
8	Publication of research papers: in Scopus /SCI indexed journals, impact factors, citations, h-index. Numbers in SCOPUS. <i>- 3 papers</i> For the present academic year (Entire department) One publication in the above mentioned carries 3 marks and maximum of 30 marks <i>3x3</i>	30	9

9	Chapter/ Book published: with ISBN No. = 2 marks   +   Without ISBN No. = 1 mark For the present academic year (Entire department) Maximum of 5marks <i>2x2</i>	05	4
10	Patents Applied/Granted: National. International, commercialized: For the present academic year (Entire department) Granted = 5 marks Filed = 3 marks Maximum = 10 marks <i>3x3 = 9</i>	10	9
11	Consultancy services provided and revenue generated: For more than 2 lakhs = 5 marks For less than 1 lakh = 2 marks <i>NO</i>	5	—
12	Conferences, seminars, symposia and workshops organized as convener/coordinator: For the entire department For one conference = 5 marks and maximum of 10 marks <i>6x5 = 30</i>	20	20
13	Faculty Performance Appraisal and Development System (FPADS) implementation and effectiveness <i>Nil 22-23</i>	10	—
14	Awards /recognitions received: International, National, State, University level For one award = 5 marks and maximum 10 marks	10	—
<b>TOTAL</b>		200	103



Additional Comments/feedback/observations which may or maynot be derived based on above points

- Funding received is very less.
- Consultancy (NIL)
- Faculty Appraisal need to update for last year.

**6. STUDENTS SUPPORT SYSTEM (FACILITIES AND TECHNICAL SUPPORT) (100 MARKS)**

S.No	Parameter	Marks Assigned	Marks Scored
1	Availability of record for mentoring system and its effective implementation <i>Not completed</i>	10	8
2	Availability of record of feedback collection (Course exit survey, employer survey, Alumini survey etc) and Action Taken Report <i>PES → 50%</i>	10	7
3	Availability of record of feedback on facilities and Action Taken Report	05	—
4	Availability of data on self learning like Digital library, NPTEL, etc	05	—
5	Availability of data pertaining to activities of Career Guidance Cell and Higher Education Cell and their implementation along with effectiveness <i>(Note)</i>	10	5
6	Availability of data pertaining to activities of Entrepreneurship Development Cell and its implementation along with effectiveness	20	—
7	Availability of data related with Placement training <i>attached</i>	10	8
8	Availability of data on students placed through campus <i>attached</i>	30	15

*50 offer letters available* 50



TOTAL

Additional Comments/feedback/observations which may or maynot be derived based on above points

100

43

→ Availability of self learning like NPTEL / Digital resources is very less. (NO NPTEL)

→ % of Entrepreneur is very less.

### 7. Continuous Improvement (50)

S.No	Parameter	Marks Assigned	Marks Scored
1	Availability of documentary evidence showing the improvement in POs and PSOs attainment level compared with previous academic year <i>fill 22-23</i>	25	10
2	Availability of record showing the improvement in number of students got placement <i>fill 22-23</i>	10	5
3	Availability of record showing the improvement in number of students undertaking Higher studies <i>fill 22-23</i>	05	2
4	Availability of record showing the improvement in number of students becoming Entrepreneurs <i>fill 22-23</i>	10	—
<b>Total</b>		<b>50</b>	<b>(17)</b>

Additional Comments/feedback/observations which may or maynot be derived based on above points

→ Need to update for 23-24 .

8. Governance, Institutional support and Financial Resources (50)

S.No	Parameter	Marks Assigned	Marks Scored
1	Availability of Vision, Mission statements of the Institution in each of the departments <i>due to Main...</i>	05	2
2	Availability of Service rules, Minutes of Faculty meeting with Action Taken Report <i>↳ only softcopy</i>	05	2
3	Department Budget formulation, finalization and approval process <i>H4 22-23</i>	20	10
4	Utilization of allocated funds <i>22-23</i>	10	5
5	Availability of data related with NCC, NSS, RRC and YRC and its implementation along with effectiveness. <i>X</i>	05	—
6	Availability of data pertaining to significant achievements in Sports /Curricular and extracurricular activities <i>not updated</i>	05	2
<b>Total</b>		50	(21)

Additional Comments/feedback/observations which may or maynot be derived based on above points

Data pertaining to Sports, NSS, NCC, RRC + YRC, (extracurricular) activities is missing.

Name Signature of the Auditors of the Auditors	1. S. Gopa kumar S.C. 2. Dr. C. Antony Vasanth Kumar
Designation	1. AP/EEE 2. COE.
Institution	RCET.
Date	18/07/24.





ROHINI COLLEGE OF ENGINEERING AND TECHNOLOGY  
Anjugrammam main Road , Palkulam 629401, Kanyakumari District

ACADEMIC AUDIT 2023-2024 (EVEN)

Department : EEE

Date of audit: 12,13 &15,18 June 2024

AUDIT EVALUATION SUMMARY

S. No	Criteria	Marks	Marks Scored
1	Institutional Mission, Aims and Objectives	40	34
2	Curricular Aspects and Teaching Learning process	380	280
3	Course Outcomes and Program Outcomes	100	89
4	Students' Performance	80	50.5
5	Faculty Information and Contributions	200	<del>124.78</del> 115.78
6	Students Support System (Facilities and Technical Support)	100	52.9
7	Continuous Improvement	50	31
8	Governance, Institutional Support and Financial Resources	50	43
	<b>Total</b>	<b>1000</b>	<del>705</del> 694

Grading System:

Grade	Details	Total Marks secured
A+	Excellent	751-1000
A	Good	501 -750 ✓
B	Satisfactory	301-500
C	Unsatisfactory	Less than or equal to 300

Chy June 18/7/24

1. Strength
  1. Vision and Mission of the Departments are available and well published.
  2. Attainment of COs and POs are well documented for the year 2020-21, 2021-22 & 2022-23
  3. Well documented course files and laboratory Manuals are in place.
  4. No. of Students' participation in inside the state is evident.
  5. Student enrollment is good.
  6. Initiatives in student's summer training/internship is good

2. Weakness

1. Industry supported / research laboratory is weak
2. Industry Involvement in Course delivery is not adequate.
3. Higher studies and entrepreneurship are poor.
4. Poor research and consultancy contributions by faculty members.
5. Process of identifying curricular Gap is not well documented.
6. Very few quality projects are observed
7. Very few activities of professional society are in the website.
8. No continuous Improvement in Higher education and Entrepreneurship is observed.
9. Learning resources for self-learning are available, but access by students are poor.
10. Newsletters - not updated in the website after 2020
11. Activities through association needs to be strengthened and to be included in website.
12. Some faculty participation in outside organization is observed (23-24)
13. No Documental evidence for auditing the Internal Assessment Question Papers.
14. Mentoring system is in place. But no scheduled mentoring in the academic time table.  
Effectiveness to be improved.
15. Quite number of documents are without the signature of faculty, HoD and Head of the Institution.
16. Arranging expert lectures by experienced faculty or scientists from National/international laboratories or institutes on latest developments in the subject/ Organizing seminars, workshops and conferences for faculty and students- may be improved

### 3. Suggestions based on Information

1. Counselling students for higher studies and GATE/CAT examination
2. Additional efforts are required to improve the performance of academically weaker students
3. Separate minutes for DAB and BoS
4. Psychomotor domain (skill domain) level may be mentioned in the CO for practical courses, in future

### Evaluation sheet

#### INSTITUTIONAL MISSION, AIMS AND OBJECTIVES (40 MARKS)

S.No	Parameter	Marks Assigned	Marks Scored
1	Availability of Institutional Vision and Mission statements at prominent places	02	02
2	Appropriateness/Relevance of the Statements	02	02
3	Consistency of the Department statements with the Institute statements	01	01
4	Availability & correctness of the PEOs statements	02	01
5	Adequacy in respect of VISION, MISSION, PEOs publication & dissemination	02	02
6	Process of dissemination among stakeholders	06	05
7	Extent of awareness of Vision, Mission & PEOs among the stakeholder	03	02
8	Description of process involved in defining the Vision, Mission, PEO of the Department	10	09
9	Preparation of a matrix of PEOs and elements of Mission statement	05	05



10	Consistency/justification of co-relation parameters of the above matrix	05	04
11	Documentary evidence to show the evidence of Department Advisory board meetings	02	01
<b>Total</b>		<b>40</b>	<b>34</b>

Additional Comments/feedback/observations which may or maynot be derived based on above points:

1. Photographic proof for each meeting may be included for DAB meeting along with minutes.
2. Separate Minutes should be maintained for DAB and BoS.

**CURRICULAR ASPECTS AND TEACHING LEARNING PROCESS (380 MARKS)**

S.No	Parameter		Marks Assigned	Marks Scored
1	Availability of Institute Academic Calendar based on University academic calendar and its effective compliance		03	01
2	Documentary evidence to indicate the process which ensures mapping/compliance of University Curriculum with the POs & PSO		05	05
3	List the curricular gaps for the attainment of defined POs & PSOs		05	03
4	Delivery details of content beyond syllabus & Mapping of content beyond syllabus with the POs & PSOs		05	03
5	Steps taken to get identified gaps included in the curriculum.(e.g. letter to university)		02	01
6	Identification of weak and bright students; post identification actions taken; impact observed		10	07
7	Course Files (verify all faculties)	Target Sheets, CDP, Faculty log book	10	09
		Lecture notes, Question Bank as per Blooms include Content beyond Syllabus, Two Mark Question and answers for five Units, Minimum Study materials	10	09
8	Documentary evidence to support implementation of pedagogical initiatives such as real-life examples, collaborative learning, experiential learning, ICT supported learning, interactive class rooms etc. (verify ALL faculties & ALL COURSES)		30	20
9	Proof of development & usage of E-learning materials (learning materials) (verify ALL video lectures & lecture notes developed by faculties)		10	08
10	Assessment (Test)	IAT I, II, III questions, Answers with keys.	30	25
		CAT , questions, Answers with keys	20	10
11	Skill based Assessment	Course based projects/Case studies	20	10
		Real world assignments /Worksheets with rubrics	20	15
12	Laboratory	Lab Manuals	10	08
		Continuous assessment in Laboratories with respect to conducting, recording observations, analysis etc.(also to be verified during interaction with the students) .(verify all faculties)	10	07
		Laboratory Stock verification	05	02

		Laboratory Maintenance Register	05	02
		Project Laboratories and its utilization	10	05
		Research Lab and its utilization	05	00
		Industry supported lab and its utilization	05	01
		Models in the lab and its utilization	05	05
13	Projects & Mini Projects	Projects identification and guide allocation Process	08	08
		Projects classification (application, product, research, review etc.) consideration to factors such as environment, safety, ethics, cost, standards and mapping with program outcomes and program specific outcomes	05	03
		Zeroth/First, Second, Third review reports	10	10
		Quality of completed projects/working prototypes	03	01
		Evidences of papers published /Awards received by projects etc.	04	01
14	Industrial Training/ Internship	Certificate mentioning the period of Industrial Training / Internship and signed by the competent authority of the industry % of students attending certification courses * 0.2	20	20
		post training Assessment & Attainment	10	10
		Impact analysis of industrial training	05	05
		Student feedback on Industrial Training/ Internship	05	05
15	Initiatives related to industry interaction	Industry involvement in the program design and partial delivery of any regular courses for students	05	05
		MOUS	05	01
		Impact analysis of industrial training	05	05
		Student feedback on initiative	05	05
16		Gate/UPSC/IES questions with solutions	05	05
17		Monthly Attendance Report, Communication to Parents regarding Shortage of Attendance. Actions for improving the Attendance of the Student.	05	03
			05	03



18	Documentary evidence showing Students feedback about faculty and its implementation	25	23
19	Minutes of Class committee, course committee, Programme, Programme committee & Internal audit committee for question papers scrutiny	20	16
<b>Total</b>		<b>380</b>	<b>280</b>

Additional Comments/feedback/observations which may or may not be derived based on above points

1. Process of verifying the quality of IAT question Papers may be documented
2. Identification/ action taken for students are in place, but impact observed are very minimum.
3. Process of identifying curricular gap & content beyond syllabus is not effective.
4. Documentation of Pedagogical initiatives on teaching-learning / ICT supported Learning should be improved.
5. 95% of E-learning material (Videos lectures by faculty members/ lecture notes) are available and uploaded in website. But the usage of the resources by students are very minimum.
6. Laboratory stock registers should be updated.
7. Students' participation in internship/post assessment/impact analysis are well documented.
8. CAT Answers with keys are observed very minimum in the course files.
9. Research Lab and its utilization is Nil – Not physically available //
10. Industry supported lab components are available for IoT, but physically not available.
11. Models in the electrical machines lab and its utilization are observed.
12. Evidence of papers published /Awards received by projects are very minimum. But, a greater number of conference publication by students is observed.
13. B.E. 3251 – Basic Electrical and Electronics Engineering (II Sem. EEE), EE 3401 – Transmission and Distribution (IV Sem. EEE) course files are well maintained (95%) with all required materials.

## COURSE OUTCOMES AND PROGRAM OUTCOMES (100)

S.No	Parameter	Marks Assigned	Mark Score
1	Evidence of COs being defined for every course	10	10
2	CO-PO/PSOs matrices	10	10
3	Program level Course PO/PSOs matrix of ALL courses including first year courses	10	10
4	The quality /relevance of assessment processes & tools used for CO & PO attainment	10	09
5	Record the attainment of Course Outcomes of all courses with respect to set attainment levels	30	25
6	Provide results of evaluation of each PO & PSO & Overall levels of attainment	30	25
<b>Total</b>		<b>100</b>	<b>89</b>

Additional Comments/feedback/observations which may or may not be derived based on above points

- Attainment of Course Outcomes, Results of evaluation of each PO & PSO & Overall levels of attainment for the academic year 2023-2024 yet to be completed
- It is suggested that the participation of other transferable skill activities like professional societies/NCC/NSS may be considered for PO assessment, in future. (writing course outcomes/mapping and evaluation)

## CONTINUOUS EVALUATION & STUDENTS' PERFORMANCE (80)

S.No	Parameter	Marks Assigned	Marks Scored
1	Efforts taken by the department to improve overall performance of the students	10	07
2	Performance of the students in IAT I % of students passing all the subjects in IAT I * 0.1	10	07
3	Performance of the students in IAT II % of students passing all the subjects in IAT II * 0.1	10	07
4	Performance of the students in Continuous ASSESSMENT test % of students passing all the subjects in Model * 0.1	10	06
5	Overall performance of the students in previous semester Examination % of students securing CGPA $\geq 8.5$ * 0.2 % of students securing between 7.5 and 8.49 CGPA = * 0.15 % of students securing between 6.5 and 7.49 CGPA = * 0.1	10	04
6	Participation in inter-institute events by students of the program of study (at other institutions) in the state % of students participated in other states * 0.2	03	1.2
	Participation in inter-institute events by students of the program of study (at other institutions) other state % of students participated in other states * 0.3	03	0
	Prizes/awards received in such events % of students awarded prizes * 0.2	04	1.3
7	Availability & activities of professional societies/chapters and events organized through such societies	5	04
8	Availability of Newsletter and Magazines with the contribution of students	5	03
9	Students participation in Certification courses % of students attending certification courses * 0.1	10	10
<b>Total</b>		<b>80</b>	<b>50.5</b>



Additional Comments/feedback/observations which may or may not be derived based on above points.

1. Participation in inter-institute events in other states /reputed Institutions are weak.
2. News letter details are available upto 2020 in website - to be updated
3. Magazines are updated and available in website till 2024
4. Activities conducted by Associations may be included in the website.

### FACULTY INFORMATION AND CONTRIBUTIONS (200 marks)

S.No	Parameter	Marks Assigned	Marks Scored
1	% of Faculty with Ph.D *0.2 % of Faculty without Ph.D *0.15	20	16.78
2	Major research projects completed: Title of the project, Date of sanction and Duration, Grant received, Funding agency. PI or Co-PI. If more than 10lakhs = 20 marks If between 5lakhs and 10 lakhs = 10 marks If less than 5 lakhs = 8 marks If between 2lakhs and 5 lakhs = 5 marks Below 2 lakhs = 2 marks	20	0
3	Minor research projects completed: Title of the project, Date of sanction and Duration, Grant received, Funding agency. PI or Co-PI. If more than 5lakhs = 10 marks If between 3lakhs and 5 lakhs = 8 marks If between 1lakh and 3 lakhs = 5 marks Below 1 lakh = 2 marks	10	0
4	Number of students awarded Ph.D. degree: Name of the student, topic of research, date of registration, date of declaration of Ph.D. degree. For one Ph D produced 5 marks Maximum of 10 marks	10	0
5	Participation in International conferences, symposia, seminars and workshops: Attended. Presented paper, chaired session. Resource person. From any of the above For one person 2 marks and maximum of 10 marks	10	10

6	Participation in Faculty Development Programme From any of the above For one person 2 marks and maximum of 20 marks (20-21: 13, 21-22 :12, 22-23: 9, 23-24:6) ----- 17	20	17
7	Innovations by the Faculty in Teaching and Learning	20	10
8	Publication of research papers: in Scopus /SCI indexed journals, impact factors, citations, h-index. Numbers in SCOPUS. For the present academic year (Entire department) One publication in the above mentioned carries 3 marks and maximum of 30 marks	30	27 18

9	Chapter/ Book published: with ISBN No. = 2 marks Without ISBN No. =1 mark For the present academic year (Entire department) Maximum of 5marks	05	03
10	Patents Applied/Granted: National. International, commercialized: For the present academic year (Entire department) Granted = 5 marks Filed = 3 marks Maximum = 10 marks	10	06
11	Consultancy services provided and revenue generated: Formore than 2 lakhs = 5 marks For less than 1 lakh = 2 marks	5	0
12	Conferences, seminars, symposia and workshops organized as convener/coordinator: For the entire department For one conference = 5 marks and maximum of 10 marks ( one coference-05, workshop- 3, sympos-1, 4x3=12)	20	17
13	Faculty Performance Appraisal and Development System (FPADS) implementation and effectiveness	10	08
14	Awards /recognitions received: International, National, State,University level For one award = 5 marks and maximum 10 marks	10	10
<b>TOTAL</b>		200	124.78

115.79



Additional Comments/feedback/observations which may or maynot be derived based on above points

1. Poor Research/Consultancy Contribution.
2. Innovation in Teaching Learning is weak.
3. **FDP** : (2023-2024) file to be updated

### STUDENTS SUPPORT SYSTEM (FACILITIES AND TECHNICAL SUPPORT) (100 MARKS)

S.No	Parameter	Marks Assigned	Marks Scored
1	Availability of record for mentoring system and its effective implementation	10	07
2	Availability of record of feedback collection (Course exit survey, employer survey, Alumni survey etc) and Action Taken Report	10	07
3	Availability of record of feedback on facilities and Action Taken Report	05	0
4	Availability of data on self-learning like Digital library, NPTEL, etc	05	02
5	Availability of data pertaining to activities of Career Guidance Cell and Higher Education Cell and their implementation along with effectiveness	10	04
6	Availability of data pertaining to activities of Entrepreneurship Development Cell and its implementation along with effectiveness	20	01
7	Availability of data related with Placement training	10	10
8	Availability of data on students placed through campus (20-21) – 100% (21-22)- 63%, (22-23) -60%, (23-24): 70%	30	
			21.9



TOTAL

100

52.9

Additional Comments/feedback/observations which may or maynot be derived based on above points.

**Mentoring:**

- Mentoring System is Practiced in the department.
- Frequency of mentoring to provide personal care is not mentioned.
- Weekly/once in two-week mentoring may be suggested.
- Provisions for medical Counselor for seeking help and guidance w.r.t psychological counselling related to Mental Health for Students and the proceedings may be documented.
- Mentor Meeting may be conducted every month with the high-level Mentoring /Counselling committee comprising of HODs and the Head of the institution.

**Self-Learning:**

- Even though the Resources like Materials/video lecturing by faculty members are available for self-learning is available for all courses, it is observed that the utility by students is poor.
- Department Library may be strengthened to increase self- learning
- Effectiveness of Carreer guidance cell and higher education cell (competitive exams like GATE, GMAT, GRE, TOFEL) should be improved. It is suggested to conduct periodical online tests to the aspirant students.

**Entrepreneurship:**

- Entrepreneurship activities are Nil and data related to EDP by students are is inadequate.
- Feedback on facilities and Action Taken Report is Nil

## Continuous Improvement (50)


S.No	Parameter	Marks Assigned	Marks Scored
1	Availability of documentary evidence showing the improvement in POs and PSOs attainment level compared with previous academic year	25	20
2	Availability of record showing the improvement in number of students got placement	10	07
3	Availability of record showing the improvement in number of students undertaking Higher studies	05	03
4	Availability of record showing the improvement in number of students becoming Entrepreneurs	10	01
<b>Total</b>		<b>50</b>	<b>31</b>
Additional Comments/feedback/observations which may or may not be derived based on above points			
<ol style="list-style-type: none"><li>1. Higher education by the student in other state is minimum</li><li>2. Improvement in average salary by the student is observed</li><li>3. Improvement in Entrepreneurs is poor</li></ol>			

## Governance, Institutional support and Financial Resources (50)

S.No	Parameter	Marks Assigned	Marks Scored
1	Availability of Vision, Mission statements of the Institution in each of the departments	05	05
2	Availability of Service rules, Minutes of Faculty meeting with Action Taken Report	05	04
3	Department Budget formulation, finalization and approval process	20	15
4	Utilization of allocated funds	10	09
5	Availability of data related with NCC, NSS, RRC and YRC and its implementation along with effectiveness.	05	05
6	Availability of data pertaining to significant achievements in Sports /Curricular and extracurricular activities	05	05
<b>Total</b>		<b>50</b>	<b>43</b>

Additional Comments/feedback/observations which may or may not be derived based on abovepoints

1. Budget formulation and approval process are available. But no signatures by the authorities.
2. Documentations for utility of budget is consolidated and not signed.

Name Signature of the Auditors of the Auditors	 18/7/24 (Dr. JACKSON DANIEL)
Designation	Professor/ ECE
Institution	ROHINI College of Engineering and Tech., Palkulam.
Date	15-07-2024





ROHINI COLLEGE OF ENGINEERING AND TECHNOLOGY  
Anjagrammam main Road , Palkulam 629401, Kanyakumari District

ACADEMIC AUDIT 2023-2024 (ODD)  
Date of audit:  
Department : Civil Engineering

AUDIT EVALUATION SUMMARY

S. No	Criteria	Marks	Marks Scored
1	Institutional Mission, Aims and Objectives	40	38
2	Curricular Aspects and Teaching Learning process	380	277
3	Course Outcomes and Program Outcomes	100	87
4	Students' Performance	80	06
5	Faculty Information and Contributions	200	41
6	Students Support System (Facilities and Technical Support)	100	46
7	Continuous Improvement	50	23
8	Governance, Institutional Support and Financial Resources	50	16
	<b>Total</b>	<b>1000</b>	<b>534</b>

Grading System:

Grade	Details	Total Marks secured
A+	Excellent	751-1000
A	Good	501 -750
B	Satisfactory	301-500
C	Unsatisfactory	Less than or equal to 300

1. Strength
2. Weakness
3. Suggestions based on Information

### Evaluation sheet

#### INSTITUTIONAL MISSION, AIMS AND OBJECTIVES (40 MARKS)

S.No	Parameter	Marks Assigned	Marks Scored
1	Availability of Institutional Vision and Mission statements at prominent places	02	02
2	Appropriateness/Relevance of the Statements	02	02
3	Consistency of the Department statements with the Institute statements	01	01
4	Availability & correctness of the PEOs statements	02	02
5	Adequacy in respect of VISION, MISSION, PEOs publication & dissemination	02	02
6	Process of dissemination among stakeholders	6	05
7	Extent of awareness of Vision, Mission & PEOs among the stakeholder	03	03
8	Description of process involved in defining the Vision, Mission ,PEO of the Department	10	09
9	Preparation of a matrix of PEOs and elements of Mission statement	05	05
10	Consistency/justification of co-relation parameters of the above matrix	05	04
11	Documentary evidence to show the evidence of Department Advisory board meetings	02	02

<b>Total</b>	<b>40</b>	<b>38</b>
Additional Comments/feedback/observations which may or maynot be derived based on above points		
- Nil -		



**CURRICULAR ASPECTS AND TEACHING LEARNING PROCESS (380 MARKS)**

S.No	Parameter		Marks Assigned	Marks Scored
1	Availability of Institute Academic Calendar based on University academic calendar and its effective compliance		03	03
2	Documentary evidence to indicate the process which ensures mapping/compliance of University Curriculum with the POs & PSO		05	00
3	List the curricular gaps for the attainment of defined POs & PSOs		05	04
4	Delivery details of content beyond syllabus & Mapping of content beyond syllabus with the POs & PSOs		05	05
5	Steps taken to get identified gaps included in the curriculum.(e.g. letter to university)		02	02
6	Identification of weak and bright students; post identification actions taken; impact observed		10	10
7	Course Files (verify all faculties)	Target Sheets, CDP, Faculty log book	10	09
		Lecture notes, Question Bank as per Blooms include Content beyond Syllabus, Two Mark Question and answers for five Units, Minimum Study materials	10	10
8	Documentary evidence to support implementation of pedagogical initiatives such as real life examples, collaborative learning, experiential learning, ICT supported learning, interactive class rooms etc.(verify ALL faculties & ALL COURSES)		30	25
9	Proof of development & usage of E-learning materials (learning materials) (verify ALL video lectures & lecture notes developed by faculties)		10	10
10	Assessment (Test)	IAT I, II, III questions, Answers with keys.	30	25
		CAT , questions, Answers with keys	20	10
11	Skill based Assessment	Course based projects/Case studies	20	15
		Real world assignments /Worksheets with rubrics	20	15
12	Laboratory	Lab Manuals	10	10
		<b>Continuous assessment in Laboratories</b> with respect to conducting, recording observations, analysis etc.(also to be verified during interaction with the students) .(verify all faculties)	10	10
		Laboratory Stock verification	05	05

		Laboratory Maintenance Register	05	05
		Project Laboratories and its utilization	10	10
		Research Lab and its utilization	05	05
		Industry supported lab and its utilization	05	00
		Models in the lab and its utilization	05	00
13	Projects & Mini Projects	Projects identification and guide allocation Process	08	08
		Projects classification (application, product, research, review etc.) consideration to factors such as environment, safety, ethics, cost, standards and mapping with program outcomes and program specific outcomes	05	04
		Zeroth/First, Second, Third review reports	10	6
		. Quality of completed projects/working prototypes	03	03
		Evidences of papers published /Awards received by projects etc.	04	04
14	Industrial Training/ Internship	Certificate mentioning the period of Industrial Training / Internship and signed by the competent authority of the industry % of students attending certification courses * 0.2	20	17
		post training Assessment & Attainment	10	08
		Impact analysis of industrial training	05	05
		Student feedback on Industrial Training/ Internship	05	05
15	Initiatives related to industry interaction	Industry involvement in the program design and partial delivery of any regular courses for students	05	00
		MOUS	05	03
		Impact analysis of industrial training	05	03
		Student feedback on initiative	05	05
16		Gate/UPSC/IES questions with solutions	05	05
17		Monthly Attendance Report, Communication to Parents regarding Shortage of Attendance. Actions for improving the Attendance of the Student.	05	04



18	Documentary evidence showing Students feedback about faculty and its implementation	25	0
19	Minutes of Class committee, course committee, Programme, Programme committee & Internal audit committee for question papers scrutiny	20	14
<b>Total</b>		<b>380</b>	<b>277</b>
Additional Comments/feedback/observations which may or may not be derived based on above points			
- Nil -			

#### COURSE OUTCOMES AND PROGRAM OUTCOMES (100)

S.No	Parameter	Marks Assigned	Marks Scored
1	Evidence of COs being defined for every course	10	08
2	CO-PO/PSOs matrices	10	10
3	Program level Course PO/PSOs matrix of ALL courses including first year courses	10	10
4	The quality /relevance of assessment processes & tools used for CO & PO attainment	10	09
5	Record the attainment of Course Outcomes of all courses with respect to set attainment levels	30	25
6	Provide results of evaluation of each PO & PSO & Overall levels of attainment	30	25
<b>Total</b>		<b>100</b>	<b>87</b>



Additional Comments/feedback/observations which may or may not be derived based on above points

- Nil -

### CONTINUOUS EVALUATION & STUDENTS' PERFORMANCE (80)

S.No	Parameter	Marks Assigned	Marks Scored
1	Efforts taken by the department to improve overall performance of the students	10	00
2	Performance of the students in IAT I % of students passing all the subjects in IAT I * 0.1	10	00
3	Performance of the students in IAT II % of students passing all the subjects in IAT II * 0.1	10	00
4	Performance of the students in Continuous ASSESSMENT test % of students passing all the subjects in Model * 0.1	10	00
5	Overall performance of the students in previous semester Examination % of students securing CGPA $\geq 8.5$ * 0.2 % of students securing between 7.5 and 8.49 CGPA = * 0.15 % of students securing between 6.5 and 7.49 CGPA = * 0.1	10	00
6	Participation in inter-institute events by students of the program of study (at other institutions) in the state % of students participated in other states * 0.2	03	01
	Participation in inter-institute events by students of the program of study (at other institutions) other state % of students participated in other states * 0.3	03	00
	Prizes/awards received in such events % of students awarded prizes * 0.2	04	00
7	Availability & activities of professional societies/chapters and events organized through such societies	5	00
8	Availability of Newsletter and Magazines with the contribution of students	5	05
9	Students participation in Certification courses % of students attending certification courses * 0.1	10	00
<b>Total</b>		<b>80</b>	<b>06</b>

Additional Comments/feedback/observations which may or may not be derived based on above points

- Nil -

### FACULTY INFORMATION AND CONTRIBUTIONS (200 marks)

S.No	Parameter	Marks Assigned	Marks Scored
1	% of Faculty with Ph.D *0.2 % of Faculty without Ph.D *0.15	20	0
2	Major research projects completed: Title of the project, Date of sanction and Duration, Grant received, Funding agency. PI or Co-PI. If more than 10 lakhs = 20 marks If between 5 lakhs and 10 lakhs = 10 marks If less than 5 lakhs = 8 marks If between 2 lakhs and 5 lakhs = 5 marks Below 2 lakhs = 2 marks	20	0
3	Minor research projects completed: Title of the project, Date of sanction and Duration, Grant received, Funding agency. PI or Co-PI. If more than 5 lakhs = 10 marks If between 3 lakhs and 5 lakhs = 8 marks If between 1 lakh and 3 lakhs = 5 marks Below 1 lakh = 2 marks	10	0
4	Number of students awarded Ph.D. degree: Name of the student, topic of research, date of registration, date of declaration of Ph.D. degree. For one Ph D produced 5 marks Maximum of 10 marks	10	0
5	Participation in International conferences, symposia, seminars and workshops: Attended. Presented paper, chaired session. Resource person. From any of the above For one person 2 marks and maximum of 10 marks	10	04



6	Participation in Faculty Development Programme From any of the above For one person 2 marks and maximum of 20 marks	20	06
7	Innovations by the Faculty in Teaching and Learning	20	16
8	Publication of research papers: in Scopus /SCI indexed journals, impact factors, citations, h-index. Numbers in SCOPUS. For the present academic year (Entire department) One publication in the above mentioned carries 3 marks and maximum of 30 marks	30	0

9	Chapter/ Book published: with ISBN No. = 2 marks Without ISBN No. =1 mark For the present academic year (Entire department) Maximum of 5marks	05	01
10	Patents Applied/Granted: National. International, commercialized: For the present academic year (Entire department) Granted = 5 marks Filed = 3 marks Maximum = 10 marks	10	05
11	Consultancy services provided and revenue generated: For more than 2 lakhs = 5 marks For less than 1 lakh = 2 marks	5	04
12	Conferences, seminars, symposia and workshops organized as convener/coordinator: For the entire department For one conference = 5 marks and maximum of 10 marks	20	0
13	Faculty Performance Appraisal and Development System (FPADS) implementation and effectiveness	10	0
14	Awards /recognitions received: International, National, State, University level For one award = 5 marks and maximum 10 marks	10	05
<b>TOTAL</b>		<b>200</b>	<b>41</b>



Additional Comments/feedback/observations which may or maynot be derived based on above points

- Nil -

**STUDENTS SUPPORT SYSTEM (FACILITIES AND TECHNICAL SUPPORT) (100 MARKS)**

S.No	Parameter	Marks Assigned	Marks Scored
1	Availability of record for mentoring system and its effective implementation	10	08
2	Availability of record of feedback collection (Course exit survey, employer survey, Alumini survey etc) and Action Taken Report	10	08
3	Availability of record of feedback on facilities and Action Taken Report	05	05
4	Availability of data on self learning like Digital library, NPTEL, etc	05	0
5	Availability of data pertaining to activities of Career Guidance Cell and Higher Education Cell and their implementation along with effectiveness	10	0
6	Availability of data pertaining to activities of Entrepreneurship Development Cell and its implementation along with effectiveness	20	0
7	Availability of data related with Placement training	10	05
8	Availability of data on students placed through campus	30	20

<b>TOTAL</b>	<b>100</b>	<b>46</b>
--------------	------------	-----------

Additional Comments/feedback/observations which may or maynot be derived based on above points

- Nil -

## Continuous Improvement (50)

S.No	Parameter	Marks Assigned	Marks Scored
1	Availability of documentary evidence showing the improvement in POs and PSOs attainment level compared with previous academic year	25	20
2	Availability of record showing the improvement in number of students got placement	10	02
3	Availability of record showing the improvement in number of students undertaking Higher studies	05	01
4	Availability of record showing the improvement in number of students becoming Entrepreneurs	10	0
<b>Total</b>		<b>50</b>	<b>23</b>

Additional Comments/feedback/observations which may or maynot be derived based on above points

- Nil -



**Governance, Institutional support and Financial Resources (50)**

S.No	Parameter	Marks Assigned	Marks Scored
1	Availability of Vision, Mission statements of the Institution in each of the departments	05	05
2	Availability of Service rules, Minutes of Faculty meeting with Action Taken Report	05	03
3	Department Budget formulation, finalization and approval process	20	02
4	Utilization of allocated funds	10	01
5	Availability of data related with NCC, NSS, RRC and YRC and its implementation along with effectiveness.	05	02
6	Availability of data pertaining to significant achievements in Sports /Curricular and extracurricular activities	05	03
<b>Total</b>		<b>50</b>	<b>16</b>

Additional Comments/feedback/observations which may or maynot be derived based on above points

- Nil -

Name Signature of the Auditors of the Auditors	Dr. D. Prince Sabaya Subberson Mr. C. Ebbie Selva Kumar
Designation	Associate Professor / Assistant Professor / EEI
Institution	RCE T
Date	



**ROHINI COLLEGE OF ENGINEERING AND TECHNOLOGY**  
Anjugrammam main Road , Palkulam 629401, Kanyakumari District

ACADEMIC AUDIT 2023-2024 (ODD)

Department : *Mechanical Engineering*

Date of audit:

**AUDIT EVALUATION SUMMARY**

S. No	Criteria	Marks	Marks Scored
1	Institutional Mission, Aims and Objectives	40	35
2	Curricular Aspects and Teaching Learning process	380	291
3	Course Outcomes and Program Outcomes	100	90
4	Students' Performance	80	62
5	Faculty Information and Contributions	200	136
6	Students Support System (Facilities and Technical Support)	100	66
7	Continuous Improvement	50	35
8	Governance, Institutional Support and Financial Resources	50	35
	<b>Total</b>	<b>1000</b>	<b>750</b>

**Grading System:**

Grade	Details	Total Marks secured
A+	Excellent	751-1000
A	Good	501 -750
B	Satisfactory	301-500
C	Unsatisfactory	Less than or equal to 300

1. Strength

*Research Publications*

2. Weakness

*File presentation not good*

3. Suggestions based on Information

*can improve content of files with proper evidences*

**Evaluation sheet**

**INSTITUTIONAL MISSION, AIMS AND OBJECTIVES (40 MARKS)**

S.No	Parameter	Marks Assigned	Marks Scored
1	Availability of Institutional Vision and Mission statements at prominent places	02	02
2	Appropriateness/Relevance of the Statements	02	02
3	Consistency of the Department statements with the Institute statements	01	01
4	Availability & correctness of the PEOs statements	02	02
5	Adequacy in respect of VISION, MISSION, PEOs publication & dissemination	02	01
6	Process of dissemination among stakeholders	6	05
7	Extent of awareness of Vision, Mission & PEOs among the stakeholder	03	02
8	Description of process involved in defining the Vision, Mission, PEO of the Department	10	08
9	Preparation of a matrix of PEOs and elements of Mission statement	05	05
10	Consistency/justification of co-relation parameters of the above matrix	05	05
11	Documentary evidence to show the evidence of Department Advisory board meetings	02	02



<b>Total</b>	<b>40</b>	<b>35</b>
Additional Comments/feedback/observations which may or maynot be derived based on above points		
<i>File presentation need to be improved</i>		

**CURRICULAR ASPECTS AND TEACHING LEARNING PROCESS (380 MARKS)**

S.No	Parameter		Marks Assigned	Marks Scored
1	Availability of Institute Academic Calendar based on University academic calendar and its effective compliance		03	03
2	Documentary evidence to indicate the process which ensures mapping/compliance of University Curriculum with the POs & PSO		05	05
3	List the curricular gaps for the attainment of defined POs & PSOs		05	04
4	Delivery details of content beyond syllabus & Mapping of content beyond syllabus with the POs & PSOs		05	05
5	Steps taken to get identified gaps included in the curriculum.(e.g. letter to university)		02	02
6	Identification of weak and bright students; post identification actions taken; impact observed		10	08
7	Course Files (verify all faculties)	Target Sheets, CDP, Faculty log book	10	09
		Lecture notes, Question Bank as per Blooms include Content beyond Syllabus, Two Mark Question and answers for five Units, Minimum Study materials	10	07
8	Documentary evidence to support implementation of pedagogical initiatives such as real life examples, collaborative learning, experiential learning, ICT supported learning, interactive class rooms etc.(verify ALL faculties & ALL COURSES)		30	21
9	Proof of development & usage of E-learning materials (learning materials) (verify ALL video lectures & lecture notes developed by faculties)		10	08
10	Assessment (Test)	IAT I, II, III questions, Answers with keys.	30	26
		CAT , questions, Answers with keys	20	19
11	Skill based Assessment	Course based projects/Case studies	20	15
		Real world assignments /Worksheets with rubrics	20	08
12	Laboratory	Lab Manuals	10	09
		Continuous assessment in Laboratories with respect to conducting, recording observations, analysis etc.(also to be verified during interaction with the students) .(verify all faculties)	10	08
		Laboratory Stock verification	05	04

		Laboratory Maintenance Register	05	04
		Project Laboratories and its utilization	10	09
		Research Lab and its utilization	05	05
		Industry supported lab and its utilization	05	04
		Models in the lab and its utilization	05	03
13	Projects & Mini Projects	Projects identification and guide allocation Process	08	06
		Projects classification (application, product, research, review etc.) consideration to factors such as environment, safety, ethics, cost, standards and mapping with program outcomes and program specific outcomes	05	04
		Zeroth/First ,Second ,Third review reports	10	09
		. Quality of completed projects/working prototypes	03	02
		Evidences of papers published /Awards received by projects etc.	04	03
14	Industrial Training/ Internship	Certificate mentioning the period of Industrial Training / Internship and signed by the competent authority of the industry % of students attending certification courses * 0.2	20	08
		post training Assessment & Attainment	10	07
		Impact analysis of industrial training	05	04
		Student feedback on Industrial Training/ Internship	05	04
15	Initiatives related to industry interaction	Industry involvement in the program design and partial delivery of any regular courses for students	05	04
		MOUS	05	03
		Impact analysis of industrial training	05	03
		Student feedback on initiative	05	02
16		Gate/UPSC/IES questions with solutions	05	02
17		Monthly Attendance Report, Communication to Parents regarding Shortage of Attendance. Actions for improving the Attendance of the Student.	05	04



18	Documentary evidence showing Students feedback about faculty and its implementation	25	22
19	Minutes of Class committee, course committee, Programme, Programme committee & Internal audit committee for question papers scrutiny	20	18
<b>Total</b>		380	291

Additional Comments/feedback/observations which may or may not be derived based on above points

*Some courses innovative teaching not included  
Data incomplete in some course file.*

#### COURSE OUTCOMES AND PROGRAM OUTCOMES (100)

S.No	Parameter	Marks Assigned	Marks Scored
1	Evidence of COs being defined for every course	10	10
2	CO-PO/PSOs matrices	10	10
3	Program level Course PO/PSOs matrix of ALL courses including first year courses	10	10
4	The quality /relevance of assessment processes & tools used for CO & PO attainment	10	05
5	Record the attainment of Course Outcomes of all courses with respect to set attainment levels	30	25
6	Provide results of evaluation of each PO & PSO & Overall levels of attainment	30	30
<b>Total</b>		100	90

Additional Comments/feedback/observations which may or may not be derived based on above points

Nil - attainment is good  
Survey files - need updation

### CONTINUOUS EVALUATION & STUDENTS' PERFORMANCE (80)

S.No	Parameter	Marks Assigned	Marks Scored
1	Efforts taken by the department to improve overall performance of the students	10	10
2	Performance of the students in IAT I % of students passing all the subjects in IAT I * 0.1	10	10
3	Performance of the students in IAT II % of students passing all the subjects in IAT II * 0.1	10	05
4	Performance of the students in Continuous ASSESSMENT test % of students passing all the subjects in Model * 0.1	10	10
5	Overall performance of the students in previous semester Examination % of students securing CGPA $\geq 8.5$ * 0.2 % of students securing between 7.5 and 8.49 CGPA = * 0.15 % of students securing between 6.5 and 7.49 CGPA = * 0.1	10	05
6	Participation in inter-institute events by students of the program of study (at other institutions) in the state % of students participated in other states * 0.2	03	02
	Participation in inter-institute events by students of the program of study (at other institutions) other state % of students participated in other states * 0.3	03	02
	Prizes/awards received in such events % of students awarded prizes * 0.2	04	02
7	Availability & activities of professional societies/chapters and events organized through such societies	5	02
8	Availability of Newsletter and Magazines with the contribution of students	5	05
9	Students participation in Certification courses % of students attending certification courses * 0.1	10	09
<b>Total</b>		<b>80</b>	<b>62</b>



Additional Comments/feedback/observations which may or may not be derived based on above points

*students participate file incomplete some files need to be updated. some files not in proper format.*

#### FACULTY INFORMATION AND CONTRIBUTIONS (200 marks)

S.No	Parameter	Marks Assigned	Marks Scored
1	% of Faculty with Ph.D *0.2 % of Faculty without Ph.D *0.15	20	10
2	Major research projects completed: Title of the project, Date of sanction and Duration, Grant received, Funding agency. PI or Co-PI. If more than 10 lakhs = 20 marks If between 5 lakhs and 10 lakhs = 10 marks If less than 5 lakhs = 8 marks If between 2 lakhs and 5 lakhs = 5 marks Below 2 lakhs = 2 marks	20	4
3	Minor research projects completed: Title of the project, Date of sanction and Duration, Grant received, Funding agency. PI or Co-PI. If more than 5 lakhs = 10 marks If between 3 lakhs and 5 lakhs = 8 marks If between 1 lakh and 3 lakhs = 5 marks Below 1 lakh = 2 marks	10	8
4	Number of students awarded Ph.D. degree: Name of the student, topic of research, date of registration, date of declaration of Ph.D. degree. For one Ph D produced 5 marks Maximum of 10 marks	10	5
5	Participation in International conferences, symposia, seminars and workshops: Attended. Presented paper, chaired session. Resource person. From any of the above For one person 2 marks and maximum of 10 marks	10	4



6	Participation in Faculty Development Programme From any of the above For one person 2 marks and maximum of 20 marks	20	18
7	Innovations by the Faculty in Teaching and Learning	20	19
8	Publication of research papers: in Scopus /SCI indexed journals, impact factors, citations, h-index. Numbers in SCOPUS. For the present academic year (Entire department) One publication in the above mentioned carries 3 marks and maximum of 30 marks	30	25

9	Chapter/ Book published: with ISBN No. = 2 marks Without ISBN No. =1 mark For the present academic year (Entire department) Maximum of 5marks	05	04
10	Patents Applied/Granted: National. International, commercialized: For the present academic year (Entire department) Granted = 5 marks Filed = 3 marks Maximum = 10 marks	10	05
11	Consultancy services provided and revenue generated: For more than 2 lakhs = 5 marks For less than 1 lakh = 2 marks	5	4
12	Conferences, seminars, symposia and workshops organized as convener/coordinator: For the entire department For one conference = 5 marks and maximum of 10 marks	20	13
13	Faculty Performance Appraisal and Development System (FPADS) implementation and effectiveness	10	9
14	Awards /recognitions received: International, National, State, University level For one award = 5 marks and maximum 10 marks	10	8
<b>TOTAL</b>		<b>200</b>	<b>136</b>

Additional Comments/feedback/observations which may or maynot be derived based on above points

PhD file incomplete . Some files need to be updated.  
Some files not in proper format.

**STUDENTS SUPPORT SYSTEM (FACILITIES AND TECHNICAL SUPPORT) (100 MARKS)**

S.No	Parameter	Marks Assigned	Marks Scored
1	Availability of record for mentoring system and its effective implementation	10	8
2	Availability of record of feedback collection (Course exit survey, employer survey, Alumini survey etc) and Action Taken Report	10	7
3	Availability of record of feedback on facilities and Action Taken Report	05	4
4	Availability of data on self learning like Digital library, NPTEL, etc	05	3
5	Availability of data pertaining to activities of Career Guidance Cell and Higher Education Cell and their implementation along with effectiveness	10	9
6	Availability of data pertaining to activities of Entrepreneurship Development Cell and its implementation along with effectiveness	20	10
7	Availability of data related with Placement training	10	10
8	Availability of data on students placed through campus	30	15

TOTAL

100

66

Additional Comments/feedback/observations which may or maynot be derived based on above points

*File is not in proper format*



### Continuous Improvement (50)

S.No	Parameter	Marks Assigned	Marks Scored
1	Availability of documentary evidence showing the improvement in POs and PSOs attainment level compared with previous academic year	25	20
2	Availability of record showing the improvement in number of students got placement	10	5
3	Availability of record showing the improvement in number of students undertaking Higher studies	05	4
4	Availability of record showing the improvement in number of students becoming Entrepreneurs	10	6
<b>Total</b>		<b>50</b>	<b>35</b>

Additional Comments/feedback/observations which may or maynot be derived based on above points

*File need to be updated.*

**Governance, Institutional support and Financial Resources (50)**

S.No	Parameter	Marks Assigned	Marks Scored
1	Availability of Vision, Mission statements of the Institution in each of the departments	05	05
2	Availability of Service rules, Minutes of Faculty meeting with Action Taken Report	05	2
3	Department Budget formulation, finalization and approval process	20	13
4	Utilization of allocated funds	10	8
5	Availability of data related with NCC, NSS, RRC and YRC and its implementation along with effectiveness.	05	4
6	Availability of data pertaining to significant achievements in Sports /Curricular and extracurricular activities	05	3
<b>Total</b>		<b>50</b>	<b>35</b>

Additional Comments/feedback/observations which may or maynot be derived based on above points

*Data not updated - Budget file*

Name Signature of the Auditors of the Auditors	Mrs. R. Meenaksbiammal Mr. R. Rajiv Gandhi
Designation	AP/civil
Institution	REET
Date	



**ROHINI COLLEGE OF ENGINEERING AND TECHNOLOGY**  
Anjugrammam main Road , Palkulam 629401, Kanyakumari District

ACADEMIC AUDIT 2023-2024 (ODD)  
Date of audit:

Department : **ECE**

**AUDIT EVALUATION SUMMARY**

S. No	Criteria	Marks	Marks Scored
1	Institutional Mission, Aims and Objectives	40	35
2	Curricular Aspects and Teaching Learning process	380	220
3	Course Outcomes and Program Outcomes	100	95
4	Students' Performance	80	20
5	Faculty Information and Contributions	200	82.6
6	Students Support System (Facilities and Technical Support)	100	57
7	Continuous Improvement	50	40
8	Governance, Institutional Support and Financial Resources	50	13
	<b>Total</b>	<b>1000</b>	<b>562.6</b>

**Grading System:**

Grade	Details	Total Marks secured
A+	Excellent	751-1000
A	Good	501 -750 ✓
B	Satisfactory	301-500
C	Unsatisfactory	Less than or equal to 300



1. Strength *Documentation*

2. Weakness *Innovative Teaching*

3. Suggestions based on Information - *Counselling Students for higher studies and GATE/CAT examination*

### Evaluation sheet

#### INSTITUTIONAL MISSION, AIMS AND OBJECTIVES (40 MARKS)

S.No	Parameter	Marks Assigned	Marks Scored
1	Availability of Institutional Vision and Mission statements at prominent places	02	01
2	Appropriateness/Relevance of the Statements	02	01
3	Consistency of the Department statements with the Institute statements	01	01
4	Availability & correctness of the PEOs statements	02	02
5	Adequacy in respect of VISION, MISSION, PEOs publication & dissemination	02	02
6	Process of dissemination among stakeholders	6	03
7	Extent of awareness of Vision, Mission & PEOs among the stakeholder	03	03
8	Description of process involved in defining the Vision, Mission, PEO of the Department	10	10
9	Preparation of a matrix of PEOs and elements of Mission statement	05	05
10	Consistency/justification of co-relation parameters of the above matrix	05	05
11	Documentary evidence to show the evidence of Department Advisory board meetings	02	02

Total	40	35
Additional Comments/feedback/observations which may or maynot be derived based on above points Vision mission in classroon and HOD room only		

**CURRICULAR ASPECTS AND TEACHING LEARNING PROCESS (380 MARKS)**

S.No	Parameter	Marks Assigned	Marks Scored	
1	Availability of Institute Academic Calendar based on University academic calendar and its effective compliance	03	03	
2	Documentary evidence to indicate the process which ensures mapping/compliance of University Curriculum with the POs & PSO	05	05	
3	List the curricular gaps for the attainment of defined POs & PSOs	05	05	
4	Delivery details of content beyond syllabus & Mapping of content beyond syllabus with the POs & PSOs	05	05	
5	Steps taken to get identified gaps included in the curriculum.(e.g. letter to university)	02	02	
6	Identification of weak and bright students; post identification actions taken; impact observed	10	05	
7	Course Files (verify all faculties)	Target Sheets, CDP, Faculty log book	10	05
		Lecture notes, Question Bank as per Blooms include Content beyond Syllabus, Two Mark Question and answers for five Units, Minimum Study materials	10	05
8	Documentary evidence to support implementation of pedagogical initiatives such as real life examples, collaborative learning, experiential learning, ICT supported learning, interactive class rooms etc.(verify ALL faculties & ALL COURSES)	30	10	
9	Proof of development & usage of E-learning materials (learning materials) (verify ALL video lectures & lecture notes developed by faculties)	10	10	
10	Assessment (Test)	IAT I, II, III questions, Answers with keys.	30	10
		CAT , questions, Answers with keys	20	10
11	Skill based Assessment	Course based projects/Case studies	20	10
		Real world assignments /Worksheets with rubrics	20	10
12	Laboratory	Lab Manuals	10	05
		<b>Continuous assessment in Laboratories</b> with respect to conducting, recording observations, analysis etc.(also to be verified during interaction with the students) .(verify all faculties)	10	05
		Laboratory Stock verification	05	0



		Laboratory Maintenance Register	05	05
		Project Laboratories and its utilization	10	05
		Research Lab and its utilization	05	05
		Industry supported lab and its utilization	05	05
		Models in the lab and its utilization	05	05
13	Projects & Mini Projects	Projects identification and guide allocation Process	08	08
		Projects classification (application, product, research, review etc.) consideration to factors such as environment, safety, ethics, cost, standards and mapping with program outcomes and program specific outcomes	05	05
		Zeroth/First ,Second ,Third review reports	10	05
		. Quality of completed projects/working prototypes	03	03
		Evidences of papers published /Awards received by projects etc.	04	04
14	Industrial Training/ Internship	Certificate mentioning the period of Industrial Training / Internship and signed by the competent authority of the industry % of students attending certification courses * 0.2	20	10
		post training Assessment & Attainment	10	05
		Impact analysis of industrial training	05	0
		Student feedback on Industrial Training/ Internship	05	05
15	Initiatives related to industry interaction	Industry involvement in the program design and partial delivery of any regular courses for students	05	05
		MOUS	05	05
		Impact analysis of industrial training	05	0
		Student feedback on initiative	05	05
16		Gate/UPSC/IES questions with solutions	05	05
17		Monthly Attendance Report, Communication to Parents regarding Shortage of Attendance. Actions for improving the Attendance of the Student.	05	0

18	Documentary evidence showing Students feedback about faculty and its implementation	25	15
19	Minutes of Class committee, course committee, Programme, Programme committee & Internal audit committee for question papers scrutiny	20	10
<b>Total</b>		380	220

Additional Comments/feedback/observations which may or may not be derived based on above points

*Principal sign missing*

#### COURSE OUTCOMES AND PROGRAM OUTCOMES (100)

S.No	Parameter	Marks Assigned	Marks Scored
1	Evidence of COs being defined for every course	10	9
2	CO-PO/PSOs matrices	10	9
3	Program level Course PO/PSOs matrix of ALL courses including first year courses	10	7
4	The quality /relevance of assessment processes & tools used for CO & PO attainment	10	10
5	Record the attainment of Course Outcomes of all courses with respect to set attainment levels	30	30
6	Provide results of evaluation of each PO & PSO & Overall levels of attainment	30	30
<b>Total</b>		100	95



Additional Comments/feedback/observations which may or may not be derived based on above points

Files head copy missing.

### CONTINUOUS EVALUATION & STUDENTS' PERFORMANCE (80)

S.No	Parameter	Marks Assigned	Marks Scored
1	Efforts taken by the department to improve overall performance of the students	10	3
2	Performance of the students in IAT I % of students passing all the subjects in IAT I * 0.1	10	0
3	Performance of the students in IAT II % of students passing all the subjects in IAT II * 0.1	10	0
4	Performance of the students in Continuous ASSESSMENT test % of students passing all the subjects in Model * 0.1	10	0
5	Overall performance of the students in previous semester Examination % of students securing CGPA $\geq 8.5$ * 0.2 % of students securing between 7.5 and 8.49 CGPA = * 0.15 % of students securing between 6.5 and 7.49 CGPA = * 0.1	10	0
6	Participation in inter-institute events by students of the program of study (at other institutions) in the state % of students participated in other states * 0.2	03	02
	Participation in inter-institute events by students of the program of study (at other institutions) other state % of students participated in other states * 0.3	03	2
	Prizes/awards received in such events % of students awarded prizes * 0.2	04	02
7	Availability & activities of professional societies/chapters and events organized through such societies	5	01
8	Availability of Newsletter and Magazines with the contribution of students	5	05
9	Students participation in Certification courses % of students attending certification courses * 0.1	10	05
<b>Total</b>		<b>80</b>	<b>20</b>



Additional Comments/feedback/observations which may or may not be derived based on above points

Result analysis missing consolidated

**FACULTY INFORMATION AND CONTRIBUTIONS (200 marks)**

S.No	Parameter	Marks Assigned	Marks Scored
1	% of Faculty with Ph.D *0.2 % of Faculty without Ph.D *0.15	20	10
2	Major research projects completed: Title of the project, Date of sanction and Duration, Grant received, Funding agency. PI or Co-PI. If more than 10lakhs = 20 marks If between 5lakhs and 10 lakhs = 10 marks If less than 5 lakhs = 8 marks If between 2lakhs and 5 lakhs = 5 marks Below 2 lakhs = 2 marks	20	10
3	Minor research projects completed: Title of the project, Date of sanction and Duration, Grant received, Funding agency. PI or Co-PI. If more than 5lakhs = 10 marks If between 3lakhs and 5 lakhs = 8 marks If between 1lakh and 3 lakhs = 5 marks Below 1 lakh = 2 marks	10	05
4	Number of students awarded Ph.D. degree: Name of the student, topic of research, date of registration, date of declaration of Ph.D. degree. For one Ph D produced 5 marks Maximum of 10 marks	10	05
5	Participation in International conferences, symposia, seminars and workshops: Attended. Presented paper, chaired session. Resource person. From any of the above For one person 2 marks and maximum of 10 marks	10	05

6	Participation in Faculty Development Programme From any of the above For one person 2 marks and maximum of 20 marks	20	10
7	Innovations by the Faculty in Teaching and Learning	20	10
8	Publication of research papers: in Scopus /SCI indexed journals, impact factors, citations, h-index. Numbers in SCOPUS. For the present academic year (Entire department) One publication in the above mentioned carries 3 marks and maximum of 30 marks	30	10

9	Chapter/ Book published: with ISBN No. = 2 marks Without ISBN No. =1 mark For the present academic year (Entire department) Maximum of 5marks	05	0
10	Patents Applied/Granted: National. International, commercialized: For the present academic year (Entire department) Granted = 5 marks Filed = 3 marks Maximum = 10 marks	10	4.3
11	Consultancy services provided and revenue generated:For more than 2 lakhs = 5 marks For less than 1 lakh = 2 marks	5	0
12	Conferences, seminars, symposia and workshops organized as convener/coordinator: For the entire department For one conference = 5 marks and maximum of 10 marks	20	10
13	Faculty Performance Appraisal and Development System (FPADS) implementation and effectiveness	10	0
14	Awards /recognitions received: International, National,State, University level For one award = 5 marks and maximum 10 marks	10	05
<b>TOTAL</b>		200	82.6

Additional Comments/feedback/observations which may or maynot be derived based on above points

FDP Contribution low

**STUDENTS SUPPORT SYSTEM (FACILITIES AND TECHNICAL SUPPORT) (100 MARKS)**

S.No	Parameter	Marks Assigned	Marks Scored
1	Availability of record for mentoring system and its effective implementation	10	10
2	Availability of record of feedback collection (Course exit survey, employer survey, Alumini survey etc) and Action Taken Report	10	0
3	Availability of record of feedback on facilities and Action Taken Report	05	05
4	Availability of data on self learning like Digital library, NPTEL, etc	05	05
5	Availability of data pertaining to activities of Career Guidance Cell and Higher Education Cell and their implementation along with effectiveness	10	10
6	Availability of data pertaining to activities of Entrepreneurship Development Cell and its implementation along with effectiveness	20	0
7	Availability of data related with Placement training	10	0
8	Availability of data on students placed through campus	30	27



TOTAL	100	57
Additional Comments/feedback/observations which may or maynot be derived based on above points		
feed back on facilities - not available		

### Continuous Improvement (50)



S.No	Parameter	Marks Assigned	Marks Scored
1	Availability of documentary evidence showing the improvement in POs and PSOs attainment level compared with previous academic year	25	15
2	Availability of record showing the improvement in number of students got placement	10	10
3	Availability of record showing the improvement in number of students undertaking Higher studies	05	05
4	Availability of record showing the improvement in number of students becoming Entrepreneurs	10	10
<b>Total</b>		<b>50</b>	<b>40</b>
Additional Comments/feedback/observations which may or maynot be derived based on above points <div style="text-align: center; margin-top: 20px;"> <span style="font-size: 2em;">}</span> Higher Studies  <span style="font-size: 2em;">}</span> Entrepreneur } to be updated                 </div>			

**Governance, Institutional support and Financial Resources (50)**

S.No	Parameter	Marks Assigned	Marks Scored
1	Availability of Vision, Mission statements of the Institution in each of the departments	05	04
2	Availability of Service rules, Minutes of Faculty meeting with Action Taken Report	05	04
3	Department Budget formulation, finalization and approval process	20	0
4	Utilization of allocated funds	10	05
5	Availability of data related with NCC, NSS, RRC and YRC and its implementation along with effectiveness.	05	0
6	Availability of data pertaining to significant achievements in Sports /Curricular and extracurricular activities	05	0
<b>Total</b>		<b>50</b>	<b>13</b>

Additional Comments/feedback/observations which may or maynot be derived based on above points

Ncc/NSS Separate file, Budgets, Sports activities, minutes of faculty meeting. - Missing

Name Signature of the Auditors of the Auditors	Mr. S. Gopa Kumar  Dr. N. Amutha Priya 
Designation	ASP - EEE
Institution	RCE T
Date	





ROHINI COLLEGE OF ENGINEERING AND TECHNOLOGY  
Anjugrammam main Road , Palkulam 629401, Kanyakumari District

ACADEMIC AUDIT 2023-2024 (ODD)  
Department : *Computer science and Engineering* Date of audit:

AUDIT EVALUATION SUMMARY

S. No	Criteria	Marks	Marks Scored
1	Institutional Mission, Aims and Objectives	40	31
2	Curricular Aspects and Teaching Learning process	380	290
3	Course Outcomes and Program Outcomes	100	72
4	Students' Performance	80	58
5	Faculty Information and Contributions	200	150
6	Students Support System (Facilities and Technical Support)	100	95
7	Continuous Improvement	50	41
8	Governance, Institutional Support and Financial Resources	50	32
	<b>Total</b>	<b>1000</b>	<b>769</b>

Grading System:

Grade	Details	Total Marks secured
A+	Excellent	751-1000
A	Good	501 -750
B	Satisfactory	301-500
C	Unsatisfactory	Less than or equal to 300

1. Strength

2. Weakness

3. Suggestions based on Information

### Evaluation sheet

#### INSTITUTIONAL MISSION, AIMS AND OBJECTIVES (40 MARKS)

S.No	Parameter	Marks Assigned	Marks Scored
1	Availability of Institutional Vision and Mission statements at prominent places	02	2
2	Appropriateness/Relevance of the Statements	02	1
3	Consistency of the Department statements with the Institute statements	01	1
4	Availability & correctness of the PEOs statements	02	2
5	Adequacy in respect of VISION, MISSION, PEOs publication & dissemination	02	2
6	Process of dissemination among stakeholders	6	5
7	Extent of awareness of Vision, Mission & PEOs among the stakeholder	03	2
8	Description of process involved in defining the Vision, Mission, PEO of the Department	10	5
9	Preparation of a matrix of PEOs and elements of Mission statement	05	5
10	Consistency/justification of co-relation parameters of the above matrix	05	4
11	Documentary evidence to show the evidence of Department Advisory board meetings	02	2

<b>Total</b>	<b>40</b>	<b>31</b>
--------------	-----------	-----------

Additional Comments/feedback/observations which may or maynot be derived based on above points

*DAB file should be updated*  
*Dissemination among stakeholders → formatting is not proper*



**CURRICULAR ASPECTS AND TEACHING LEARNING PROCESS (380 MARKS)**

S.No	Parameter	Marks Assigned	Marks Scored	
1	Availability of Institute Academic Calendar based on University academic calendar and its effective compliance	03	2	
2	Documentary evidence to indicate the process which ensures mapping/compliance of University Curriculum with the POs & PSO	05	03	
3	List the curricular gaps for the attainment of defined POs & PSOs	05	4	
4	Delivery details of content beyond syllabus & Mapping of content beyond syllabus with the POs & PSOs	05	2	
5	Steps taken to get identified gaps included in the curriculum.(e.g. letter to university)	02	1	
6	Identification of weak and bright students; post identification actions taken; impact observed	10	5	
7	Course Files (verify all faculties)	Target Sheets, CDP, Faculty log book	10	9
		Lecture notes, Question Bank as per Blooms include Content beyond Syllabus, Two Mark Question and answers for five Units, Minimum Study materials	10	8
8	Documentary evidence to support implementation of pedagogical initiatives such as real life examples, collaborative learning, experiential learning, ICT supported learning, interactive class rooms etc.(verify ALL faculties & ALL COURSES)	30	25	
9	Proof of development & usage of E-learning materials (learning materials) (verify ALL video lectures & lecture notes developed by faculties)	10	5	
10	Assessment (Test)	IAT I, II, III questions, Answers with keys.	30	19
		CAT , questions, Answers with keys	20	14
11	Skill based Assessment	Course based projects/Case studies	20	17
		Real world assignments /Worksheets with rubrics	20	13
12	Laboratory	Lab Manuals	10	8
		<b>Continuous assessment in Laboratories</b> with respect to conducting, recording observations, analysis etc.(also to be verified during interaction with the students) .(verify all faculties)	10	7
		Laboratory Stock verification	05	4

		Laboratory Maintenance Register	05	5
		Project Laboratories and its utilization	10	8
		Research Lab and its utilization	05	5
		Industry supported lab and its utilization	05	5
		Models in the lab and its utilization	05	5
13	Projects & Mini Projects	Projects identification and guide allocation Process	08	7
		Projects classification (application, product, research, review etc.) consideration to factors such as environment, safety, ethics, cost, standards and mapping with program outcomes and program specific outcomes	05	4
		Zereth/First ,Second ,Third review reports	10	6
		. Quality of completed projects/working prototypes	03	2
		Evidences of papers published /Awards received by projects etc.	04	4
14	Industrial Training/ Internship	Certificate mentioning the period of Industrial Training / Internship and signed by the competent authority of the industry % of students attending certification courses * 0.2	20	15
		post training Assessment & Attainment	10	9
		Impact analysis of industrial training	05	5
		Student feedback on Industrial Training/ Internship	05	3
15	Initiatives related to industry interaction	Industry involvement in the program design and partial delivery of any regular courses for students	05	2
		MOUS	05	5
		Impact analysis of industrial training	05	4
		Student feedback on initiative	05	5
16		Gate/UPSC/IES questions with solutions	05	5
17		Monthly Attendance Report, Communication to Parents regarding Shortage of Attendance. Actions for improving the Attendance of the Student.	05	5

18	Documentary evidence showing Students feedback about faculty and its implementation	25	19
19	Minutes of Class committee, course committee, Programme ,Programme committee & Internal audit committee for question papers scrutiny	20	16
<b>Total</b>		<b>380</b>	<b>290</b>
Additional Comments/feedback/observations which may or may not be derived based on above points			

### COURSE OUTCOMES AND PROGRAM OUTCOMES (100)

S.No	Parameter	Marks Assigned	Marks Scored
1	Evidence of COs being defined for every course	10	5
2	CO-PO/PSOs matrices	10	6
3	Program level Course PO/PSOs matrix of ALL courses including first year courses	10	9
4	The quality /relevance of assessment processes & tools used for CO & PO attainment	10	5
5	Record the attainment of Course Outcomes of all courses with respect to set attainment levels	30	28
6	Provide results of evaluation of each PO & PSO & Overall levels of attainment	30	19
<b>Total</b>		<b>100</b>	<b>72</b>



Additional Comments/feedback/observations which may or may not be derived based on above points

### CONTINUOUS EVALUATION & STUDENTS' PERFORMANCE (80)

S.No	Parameter	Marks Assigned	Marks Scored
1	Efforts taken by the department to improve overall performance of the students	10	9
2	Performance of the students in IAT I % of students passing all the subjects in IAT I * 0.1	10	5
3	Performance of the students in IAT II % of students passing all the subjects in IAT II * 0.1	10	4
4	Performance of the students in Continuous ASSESSMENT test % of students passing all the subjects in Model * 0.1	10	6
5	Overall performance of the students in previous semester Examination % of students securing CGPA $\geq 8.5$ * 0.2 % of students securing between 7.5 and 8.49 CGPA = * 0.15 % of students securing between 6.5 and 7.49 CGPA = * 0.1	10	8
6	Participation in inter-institute events by students of the program of study (at other institutions) in the state % of students participated in other states * 0.2	03	2
	Participation in inter-institute events by students of the program of study (at other institutions) other state % of students participated in other states * 0.3	03	3
	Prizes/awards received in such events % of students awarded prizes * 0.2	04	4
7	Availability & activities of professional societies/chapters and events organized through such societies	5	4
8	Availability of Newsletter and Magazines with the contribution of students	5	5
9	Students participation in Certification courses % of students attending certification courses * 0.1	10	8
<b>Total</b>		<b>80</b>	<b>58</b>

Additional Comments/feedback/observations which may or may not be derived based on above points

TARJET - consolidated sheet missing

CAT, IAT - (Timetable, Ques papers) - updated till 22-23

### FACULTY INFORMATION AND CONTRIBUTIONS (200 marks)

S.No	Parameter	Marks Assigned	Marks Scored
1	% of Faculty with Ph.D *0.2 % of Faculty without Ph.D *0.15	20	17
2	Major research projects completed: Title of the project, Date of sanction and Duration, Grant received, Funding agency. PI or Co-PI. If more than 10 lakhs = 20 marks If between 5 lakhs and 10 lakhs = 10 marks If less than 5 lakhs = 8 marks If between 2 lakhs and 5 lakhs = 5 marks Below 2 lakhs = 2 marks	20	10
3	Minor research projects completed: Title of the project, Date of sanction and Duration, Grant received, Funding agency. PI or Co-PI. If more than 5 lakhs = 10 marks If between 3 lakhs and 5 lakhs = 8 marks If between 1 lakh and 3 lakhs = 5 marks Below 1 lakh = 2 marks	10	9
4	Number of students awarded Ph.D. degree: Name of the student, topic of research, date of registration, date of declaration of Ph.D. degree. For one Ph D produced 5 marks Maximum of 10 marks	10	8
5	Participation in International conferences, symposia, seminars and workshops: Attended. Presented paper, chaired session. Resource person. From any of the above For one person 2 marks and maximum of 10 marks	10	7



6	Participation in Faculty Development Programme From any of the above For one person 2 marks and maximum of 20 marks	20	14
7	Innovations by the Faculty in Teaching and Learning	20	16
8	Publication of research papers: in Scopus /SCI indexed journals, impact factors, citations, h-index. Numbers in SCOPUS. For the present academic year (Entire department) One publication in the above mentioned carries 3 marks and maximum of 30 marks	30	25

9	Chapter/ Book published: with ISBN No. = 2 marks Without ISBN No. =1 mark For the present academic year (Entire department) Maximum of 5marks	05	4
10	Patents Applied/Granted: National. International, commercialized: For the present academic year (Entire department) Granted = 5 marks Filed = 3 marks Maximum = 10 marks	10	8
11	Consultancy services provided and revenue generated: For more than 2 lakhs = 5 marks For less than 1 lakh = 2 marks	5	5
12	Conferences, seminars, symposia and workshops organized as convener/coordinator: For the entire department For one conference = 5 marks and maximum of 10 marks	20	9
13	Faculty Performance Appraisal and Development System (FPADS) implementation and effectiveness	10	9
14	Awards /recognitions received: International, National, State, University level For one award = 5 marks and maximum 10 marks	10	9
<b>TOTAL</b>		<b>200</b>	<b>150</b>



Additional Comments/feedback/observations which may or maynot be derived based on above points

Faculty details - updated Till 22-23

Technical manpower file - updated till 20-21

#### STUDENTS SUPPORT SYSTEM (FACILITIES AND TECHNICAL SUPPORT) (100 MARKS)

S.No	Parameter	Marks Assigned	Marks Scored
1	Availability of record for mentoring system and its effective implementation	10	10
2	Availability of record of feedback collection (Course exit survey, employer survey, Alumini survey etc) and Action Taken Report	10	9
3	Availability of record of feedback on facilities and Action Taken Report	05	4
4	Availability of data on self learning like Digital library, NPTEL, etc	05	5
5	Availability of data pertaining to activities of Career Guidance Cell and Higher Education Cell and their implementation along with effectiveness	10	10
6	Availability of data pertaining to activities of Entrepreneurship Development Cell and its implementation along with effectiveness	20	19
7	Availability of data related with Placement training	10	10
8	Availability of data on students placed through campus	30	28

TOTAL	100	95
<p>Additional Comments/feedback/observations which may or maynot be derived based on above points</p> <p><i>consolidated sheet - no proper format</i> <i>seal is not available</i> <i>mail prof should be attached</i></p>		

### Continuous Improvement (50)


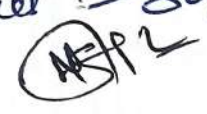
S.No	Parameter	Marks Assigned	Marks Scored
1	Availability of documentary evidence showing the improvement in POs and PSOs attainment level compared with previous academic year	25	19
2	Availability of record showing the improvement in number of students got placement	10	9
3	Availability of record showing the improvement in number of students undertaking Higher studies	05	5
4	Availability of record showing the improvement in number of students becoming Entrepreneurs	10	8
<b>Total</b>		<b>50</b>	<b>41</b>
Additional Comments/feedback/observations which may or maynot be derived based on above points			



### Governance, Institutional support and Financial Resources (50)

S.No	Parameter	Marks Assigned	Marks Scored
1	Availability of Vision, Mission statements of the Institution in each of the departments	05	5
2	Availability of Service rules, Minutes of Faculty meeting with Action Taken Report	05	3
3	Department Budget formulation, finalization and approval process	20	9
4	Utilization of allocated funds	10	8
5	Availability of data related with NCC, NSS, RRC and YRC and its implementation along with effectiveness.	05	4
6	Availability of data pertaining to significant achievements in Sports /Curricular and extracurricular activities	05	3
<b>Total</b>		<b>50</b>	<b>32</b>

Additional Comments/feedback/observations which may or maynot be derived based on above points

Name Signature of the Auditors of the Auditors	Dr. A. K. Jabash Samuel  Dr. N. Suthan Kumar 
Designation	Associate Professor / Dept of EEE Associate Professor / Civil
Institution	REET RCET
Date	